


**HORRY COUNTY SCHOOLS  
MONITORING REPORT R-7 College and Career Readiness**

I certify that the information in this report is true.

Signed:  Date: 11/15/24  
Eddie Ingram, Interim Superintendent

Disposition of the Board:

- In compliance
- Not in compliance
- Compliance with exception

Signed: \_\_\_\_\_ Date: \_\_\_\_\_  
David Cox, Board Chair

Comments:

\_\_\_\_\_  
\_\_\_\_\_  
\_\_\_\_\_

Governance Policy: R-7	Superintendent	Superintendent	Board	Board
	In compliance	Not in compliance	In compliance	Not in compliance
College and career readiness will be measured using on-time graduation rate and composite SAT and ACT scores. The on-time graduation rate will meet or exceed the <i>District Consolidated Goals</i> baseline measures. The composite SAT and ACT will meet or exceed the <i>District Consolidated Goals</i> baseline measures. The district will allocate the necessary resources to ensure students are college and career-ready.	<b>Yes</b>			

**Interpretation:** I interpret this policy to mean that Horry County Schools is committed to ensuring our students are college or career-ready after on-time graduation. This report outlines Horry County Schools' commitment to developing students in the areas of college and career readiness, as measured by the markers outlined in the Board Governance Policy R-7, the South Carolina Education Oversight Committee, and the South Carolina Department of Education.

**Indicators of Evidence and Compliance:**

We are in full compliance with this policy. Evidence is listed as follows:

## **Resources to Support College and Career Readiness**

---

- Work-Based Learning Coaches
  - Graduation Coaches
  - Career and Technology Education (CTE) Major Programs
  - College Application Events
  - Free Application for Federal Student Aid (FAFSA) Information Events
  - Preliminary Scholastic Aptitude Test (PSAT) Opportunities
  - National Merit Program Opportunities
  - Scholastic Aptitude Test (SAT) and American College Testing (ACT) Preparation Programs
  - Armed Services Vocational Aptitude Battery (ASVAB) Test Opportunities
  - Ready to Work - WIN Test Opportunities
  - Seal of Biliteracy Test Opportunities
  - Advanced Placement (AP) Test Opportunities
  - Field Trips or Release Days for College Visits
  - Local, State, and National Scholarship Information Provided to Students
  - College Application Partnership (College Application Day)
  - SC Education Opportunities Programs (Ed-Op College Fair Events)
  - Career Inventories
  - Career Counseling
  - Individualized Graduation Plans (IGP)
  - Assessment Training and Data Provided to Schools
  - College and Career Ready Tracking Tools for School Administrators
  - Professional Development for Staff
- 

## **Additional Programs and Opportunities to Support College and Career Readiness**

---

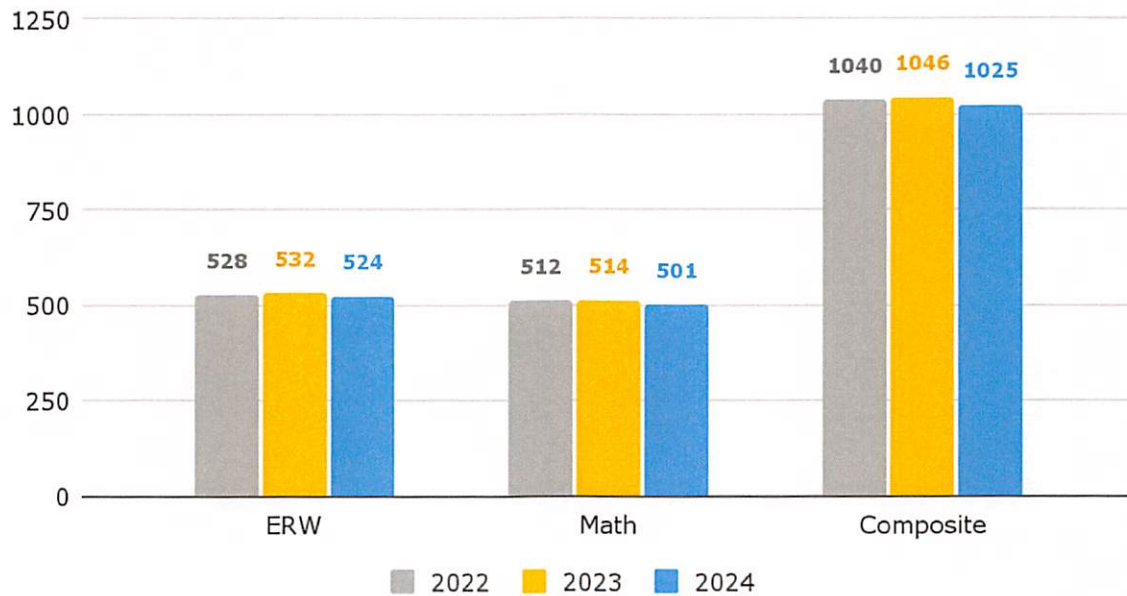
- Connect Program at the Academy for Technology and Academics
  - Early College High School
  - Scholars Academy High School
  - Academy for Arts, Science, and Academics
  - Academy for Technology and Academics
  - Therapeutic Learning Center (TLC) (Utilized for students with disabilities)
  - Dual Enrollment Course Offerings in Partnership with Horry Georgetown Technical College and Coastal Carolina University
  - Career and Technology Major Programs to Include Industry Credentialing for Students
  - Achievement Via Individual Determination (AVID) at CHS, ECHS, LMS, MBMS, and WPMS
  - Work-Based Learning Programs
  - Job Shadowing Opportunities
  - Cognia STEM Certified Schools: AAST, ATA, CHS, and SJH
  - STEM Programs and Opportunities – Project Lead The Way (PLTW), PLTW Launch, PLTW Gateway, SREB (Southern Regional Education Board), CTE Programs
  - South Carolina High School Credential (Utilized for students with disabilities)
  - Learners-at-Work Program (Utilized to assist students with disabilities in developing employment skills)
  - Partnerships with Businesses for Student Internships
  - Virtual Job Shadow Opportunities
  - Build Something Amazing Program for Skilled Trades Careers
  - Career and Technology Showcase Program
  - Pathways 2 Possibilities (P2P) Event for 8th-Grade Students
  - STEM Signing Day Events
  - Career-Focused Field Trips
  - Club Opportunities (DECA, FCCLA, FBLA, HOSA, FFA, etc.)
-

## College and Career Readiness Assessments

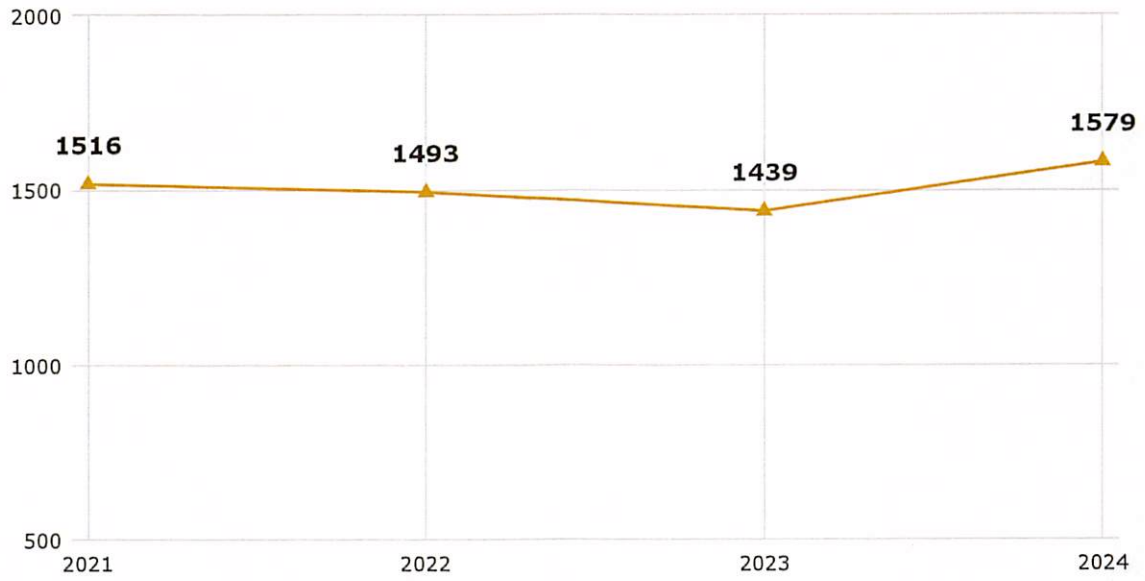
### Scholastic Aptitude Test (SAT) Results

The Scholastic Aptitude Test (SAT) is one of two South Carolina Department of Education-approved assessments that measure students' readiness to enter college upon graduation. In South Carolina, all students in their third year of high school have the opportunity to take one of these two assessments at no cost, based on their individual preferences and post-graduation plans. On this assessment, students earn scores in Evidence-Based Reading and Writing (EBRW) and Mathematics, as well as a composite score. The charts below summarize the average performance of the senior class of 2024 for the district, state, and nation. Results are reported for the senior class since many students benefit from super scoring on their SAT assessments.

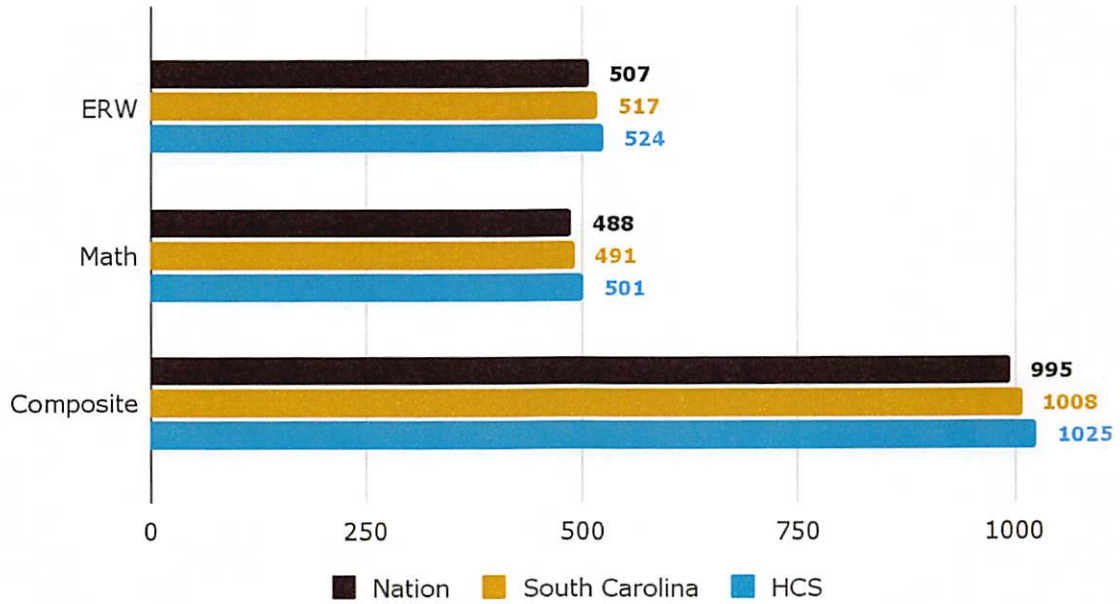
### 2022-2024 HCS Results



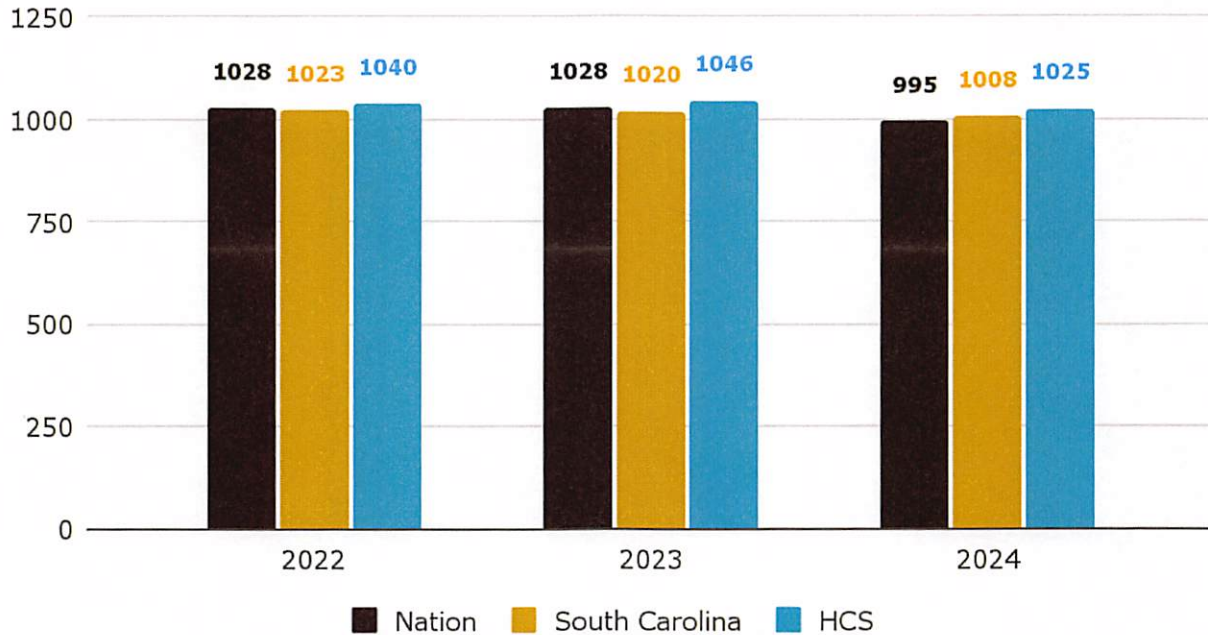
## SAT Test Takers



## 2024 SAT Comparisons



## SAT Composite - Longitudinal



[SCDE SAT Data](#)

### 2024 SAT Performance by School

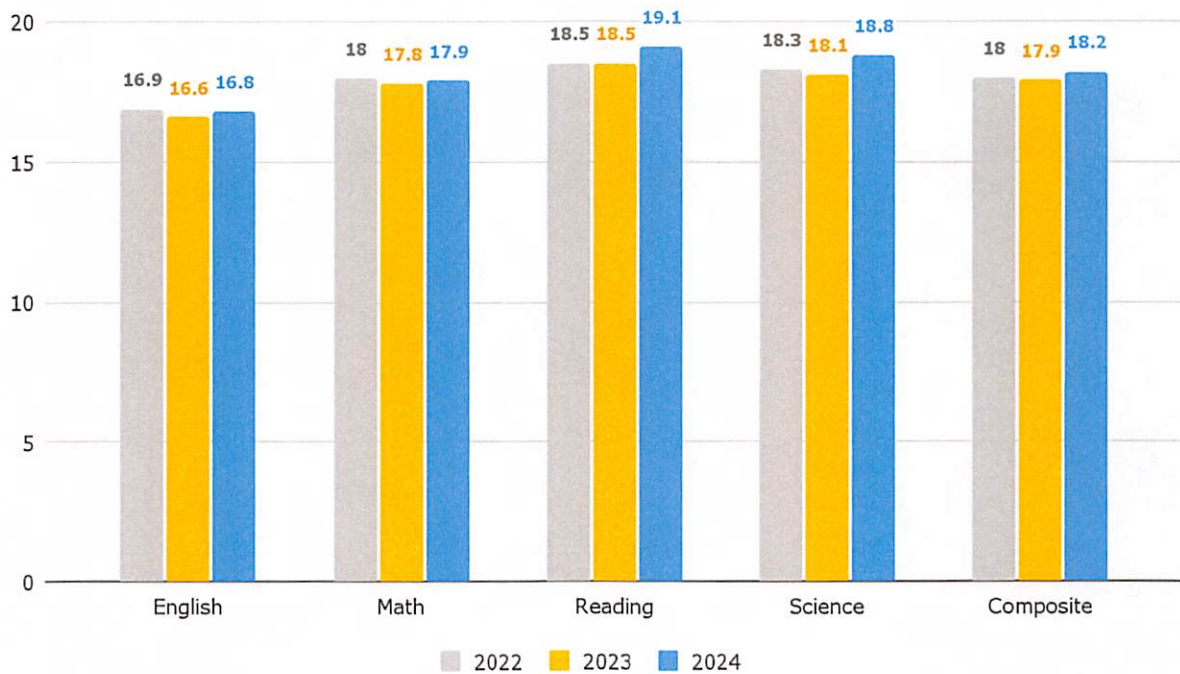
School	Composite	# Tested	ERW Score	Math Score
Academy For Arts/Science/Technology	1058	93	543	515
Academy for Technology and Academics	889	57	458	431
Aynor High	1078	38	545	533
Carolina Forest High	1076	294	546	530
Conway High	976	125	505	471
Green Sea Floyds High	979	17	516	464
HCS Early College High	965	42	494	471
HCS Scholars Academy High	1443	34	722	721
Loris High	945	71	490	455
Myrtle Beach High	985	214	498	487
North Myrtle Beach High	1016	112	521	495
Palmetto Academy of Learning Motorsports (PALM)	945	6	480	465
Socastee High	1039	193	529	510
St. James High	1010	283	519	491
<b>District</b>	<b>1025</b>	<b>1579</b>	<b>524</b>	<b>501</b>
<b>State</b>	<b>1008</b>		<b>517</b>	<b>491</b>



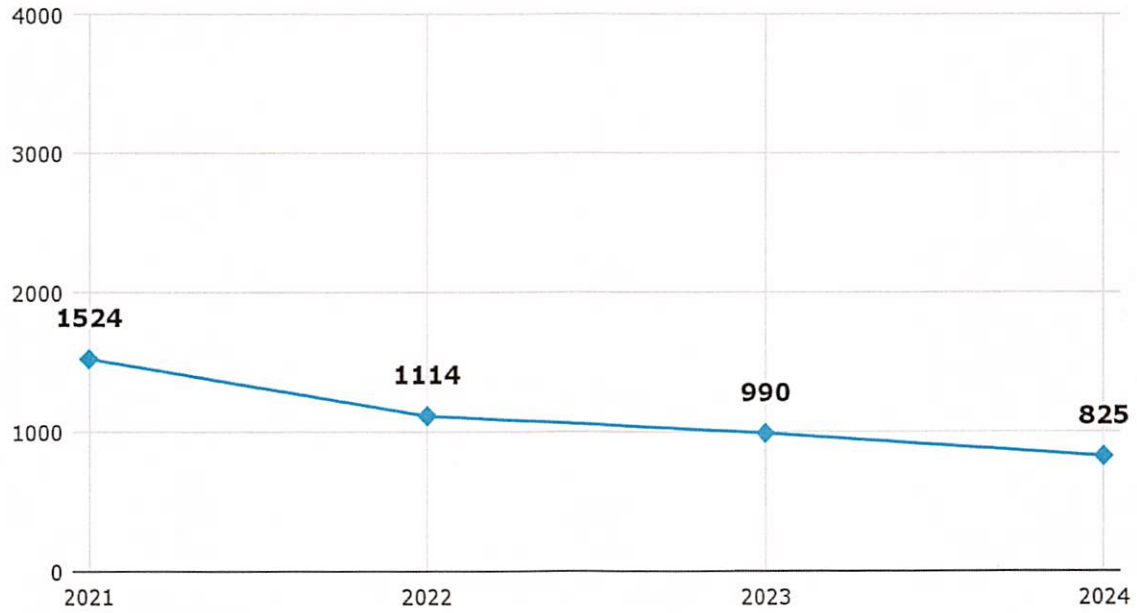
## The American College Testing (ACT) Results

The American College Testing (ACT) is one of two South Carolina Department of Education-approved assessments that measure students' readiness to enter college upon graduation. In South Carolina, all students in their third year of high school have the opportunity to take one of these two assessments at no cost, based on their individual preferences and post-graduation plans. On this assessment, students earn a score in English, math, reading, and science, as well as a composite score. The charts below summarize the average performance of the senior class of 2024 for the district, state, and nation. Results are reported for the senior class since many students benefit from super scoring on their ACT assessments.

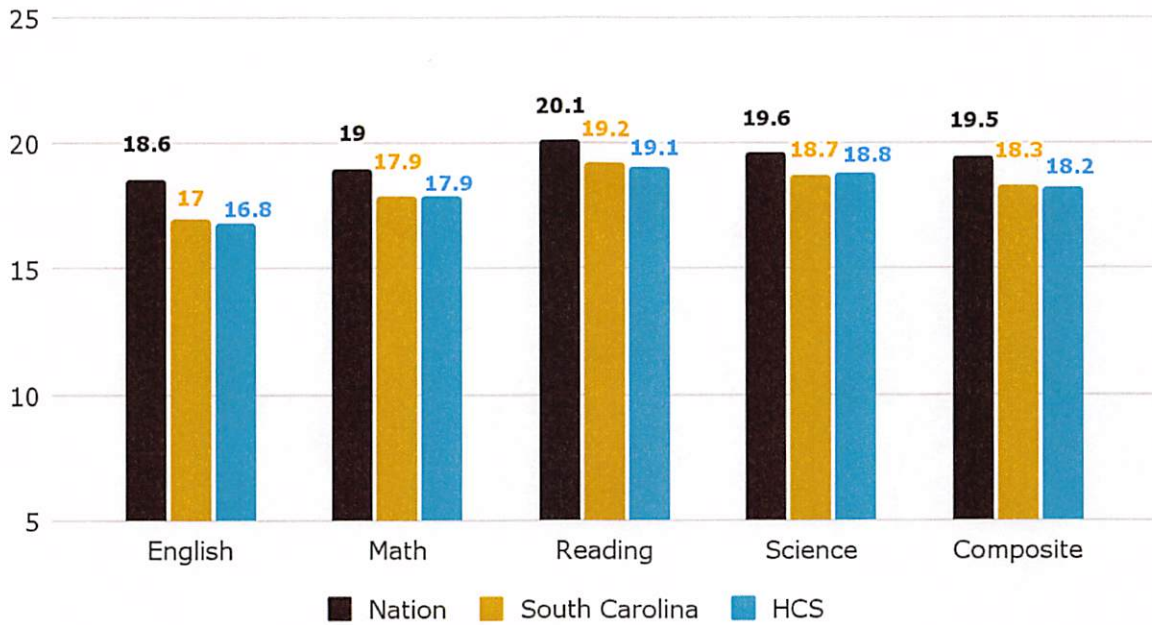
### HCS ACT - Longitudinal



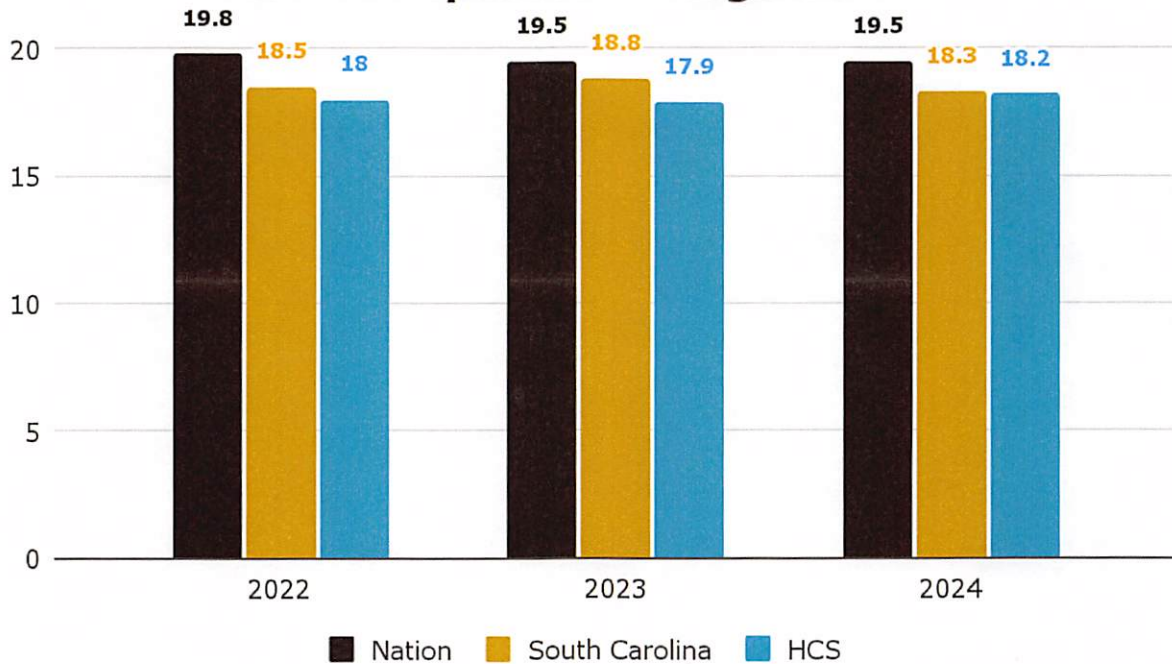
## ACT Test Takers



## 2024 ACT - District/State/National Comparison



## ACT Composite - Longitudinal

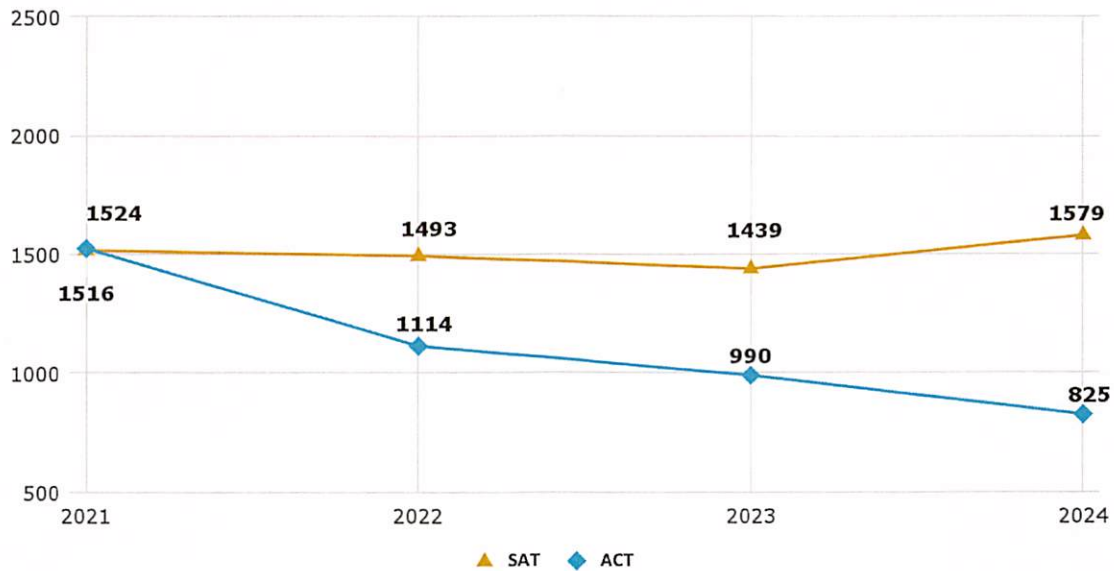


## 2024 ACT Performance by School

School	Subtest Scores					
	Composite	Tested	English	Math	Reading	Science
Academy For Arts/Science/Technology	23.9	17	24.2	22.1	24.5	23.9
Academy for Technology and Academics	21	7	20	21	21.9	20.7
Aynor High	17.9	124	16.3	18.1	18.3	18.3
Carolina Forest High	19.7	97	18.4	18.9	20.6	20.4
Conway High	17.9	99	16	17.4	19.1	18.6
Green Sea Floyds High	19.6	20	17.8	18	21.9	20.6
HCS Early College High	18.4	57	16.9	17.4	19.3	19.5
HCS Scholars Academy High	29.8	8	30	29.8	31.6	27.1
Loris High	16	71	14.2	15.8	17.1	16
Myrtle Beach High	16.5	122	14.9	16.9	17.1	16.7
North Myrtle Beach High	17.8	190	16.4	17.5	18.4	18.5
Palmetto Academy of Learning Motorsports (PALM)	13.6	5	10.4	15.8	14.2	14.2
Socastee High	18.9	75	17.3	18.7	19.5	19.8
St. James High	19	151	17.8	18.3	20.1	19.4
<b>District</b>	<b>18.2</b>	<b>825</b>	<b>16.8</b>	<b>17.9</b>	<b>19.1</b>	<b>18.2</b>
<b>State</b>	<b>18.3</b>		<b>17</b>	<b>17.9</b>	<b>19.2</b>	<b>18.7</b>



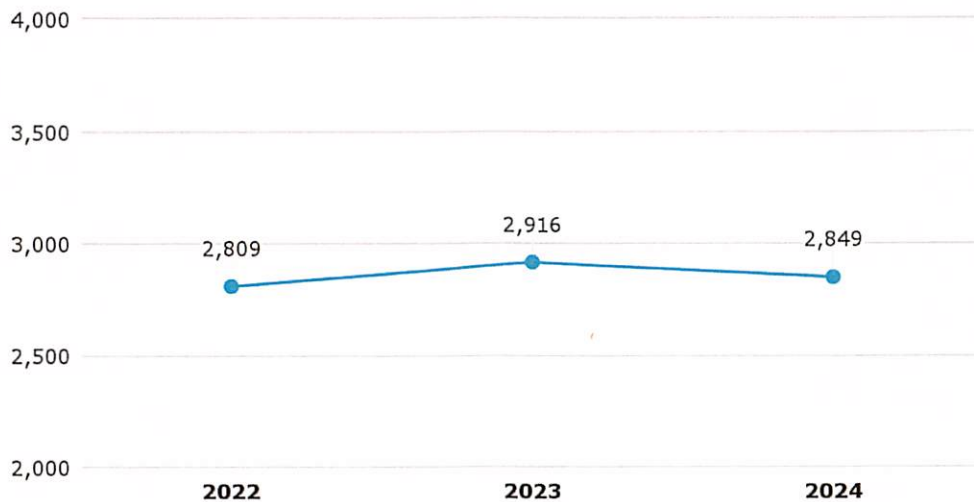
## SAT & ACT Senior Test-Takers (Longitudinal Comparison)



## Advance Placement (AP) Assessment Results

Advanced Placement (AP) courses are a set of rigorous courses that offer students the opportunity to earn college credit based on their performance on the AP exam associated with each course. To earn college credit at participating universities, students must achieve a minimum score of three out of five on the exam administered at the end of their enrollment in the course. The charts below summarize the number of AP exams administered and the percentage of students earning a score of three or higher in Horry County Schools for the 2023-2024 school year. In order to earn an AP Capstone Diploma, students must achieve scores of 3 or higher in AP Seminar and AP Research, as well as on four additional AP Exams of their choosing.

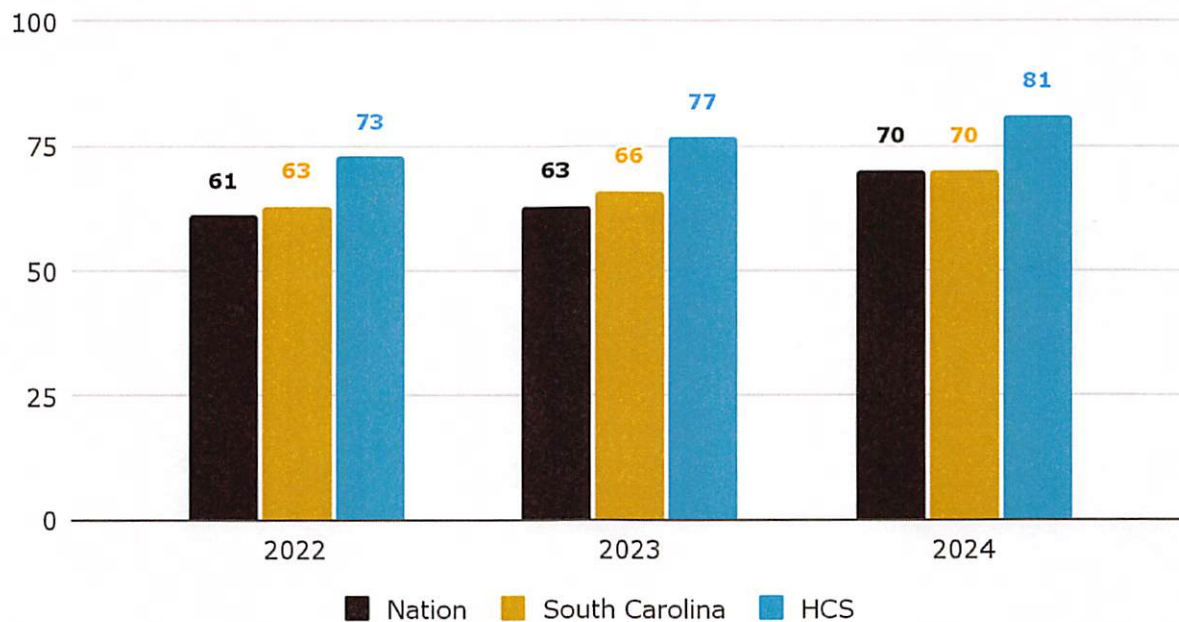
## Number of AP Exams Administered



## 2024 AP Exam Passage Rate by School

High School	# AP Courses Offered	Number of Students	Number of Exams	# Pass	% Pass
Academy For Arts/Science/Technology	21	37	40	26	65%
Aynor High	7	146	162	96	59%
Carolina Forest High	28	452	673	578	86%
Conway High	8	114	127	92	72%
Green Sea Floyds High	5	77	96	47	49%
HCS Scholars Academy High	16	180	379	371	98%
Loris High	5	50	55	33	60%
Myrtle Beach High	16	214	313	247	79%
North Myrtle Beach High	9	219	261	218	84%
Socastee High	8	182	290	211	73%
St. James High	19	294	453	402	89%
<b>District</b>	<b>33</b>	<b>1,965</b>	<b>2,849</b>	<b>2,321</b>	<b>81%</b>
<b>South Carolina</b>		<b>31,125</b>	<b>49,751</b>	<b>34,884</b>	<b>70%</b>
<b>Nation</b>	<b>41</b>	<b>3,079,134</b>	<b>5,744,259</b>	<b>4,024,327</b>	<b>70%</b>

## AP Passage Rate - Longitudinal





## International Baccalaureate (IB) Assessment Results

The International Baccalaureate Organization (IBO) is a nonprofit educational foundation based in Geneva, Switzerland. IBO's Diploma Program is a high school program offered to students in the final two years of school. Horry County Schools offers an IB program at two high schools: Aynor High School and Socastee High School. Each test in the subject groups is graded on a scale of 1 to 7. The reported table displays results for students taking IB subject area tests and receiving a score of 4 or higher (4 = satisfactory performance; 5 = good; 6 = very good; 7 = excellent). In order to earn an IB Diploma, a student must complete six IB courses, including three at Higher Level (HL) and three at Standard Level (SL), and earn at least 24 points on IB exams. Students must also complete the Theory of Knowledge course and the Extended Essay.

	2024		
	HCS	SC	Nation
Number Tested	134	867	TBD
Number of Tests Taken	256	2372	TBD
Number of Tests with 4 or Higher on the Subject Area Tests	174	1403	TBD
Percent of Tests with 4 or Higher on Subject Test	68.0%	59.1%	TBD

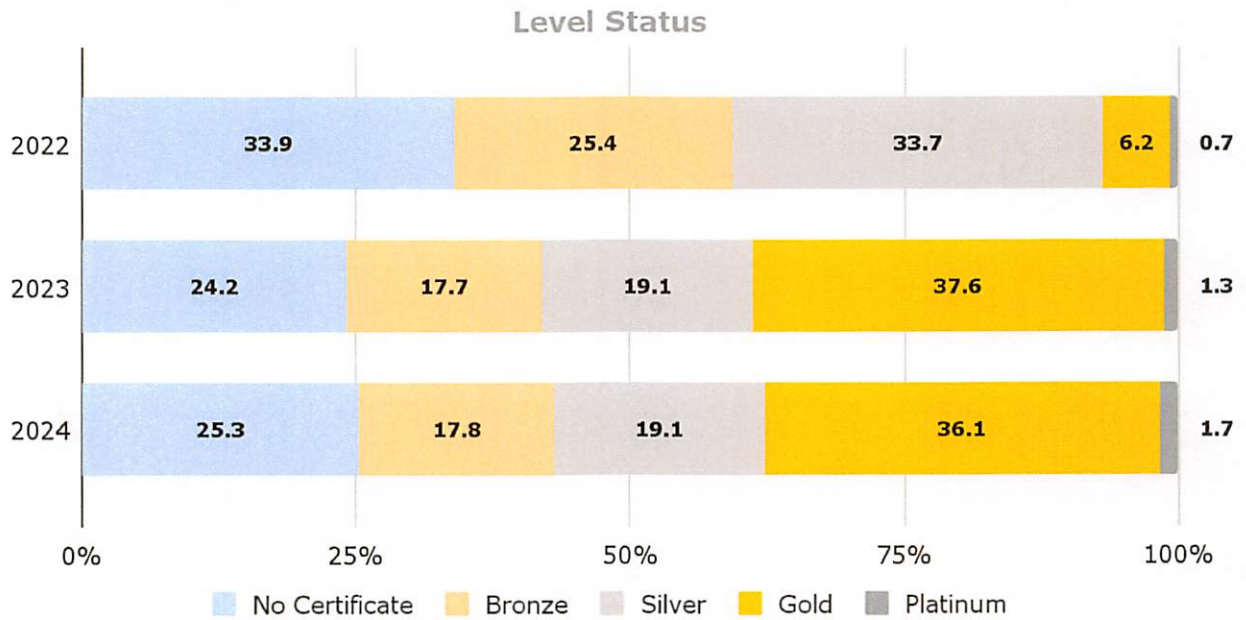
School	2020		2021		2022		2023		2024	
	AHS	SHS	AHS	SHS	AHS	SHS	AHS	SHS	AHS	SHS
Number Tested	39	68	46	64	65	62	52	56	68	66
Number of Tests Taken	70	149	79	139	110	130	109	144	132	124
Number of Tests with 4 or Higher on the Subject Area Test	51	129	55	117	77	125	50	125	80	94
Percent Tests with 4 or Higher on Subject Area Test	72.9	86.6	69.6	84.2	70.0	96.2	45.9	86.8	67.8	85.5

## South Carolina Career Readiness Assessment Results

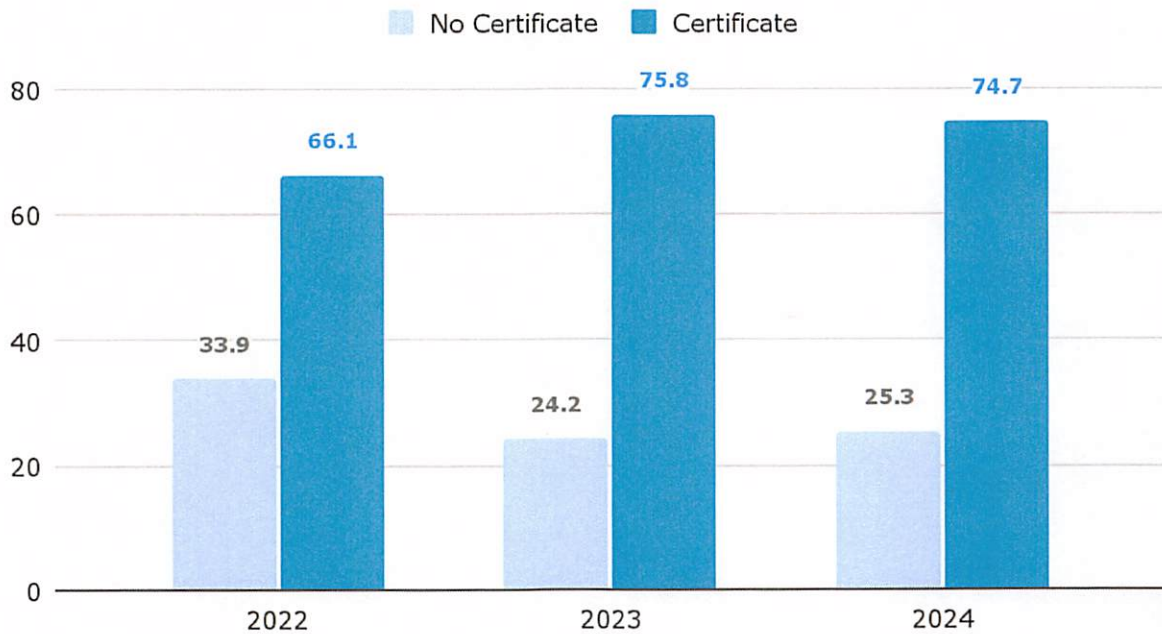
The South Carolina Career Ready Test is a career readiness assessment administered to all eleventh-grade students to measure the most common skills that employers define as foundational for career readiness. For the 2023-2024 school year, South Carolina used the WIN career readiness assessment for this purpose. Based on their performance on this assessment, students may earn one of the following WIN career-ready credentials, which can be used for employment: bronze, silver, gold, or platinum. To be qualified as career-ready on this assessment, students must earn a minimum of a Silver certificate.

2024	Students tested on all three tests	Silver or higher	
	Count	Percent	Count
HCS	3,915	56.9	2,229
SC	64,274	44.9	28,884

## HCS SC Career Readiness Test - Longitudinal

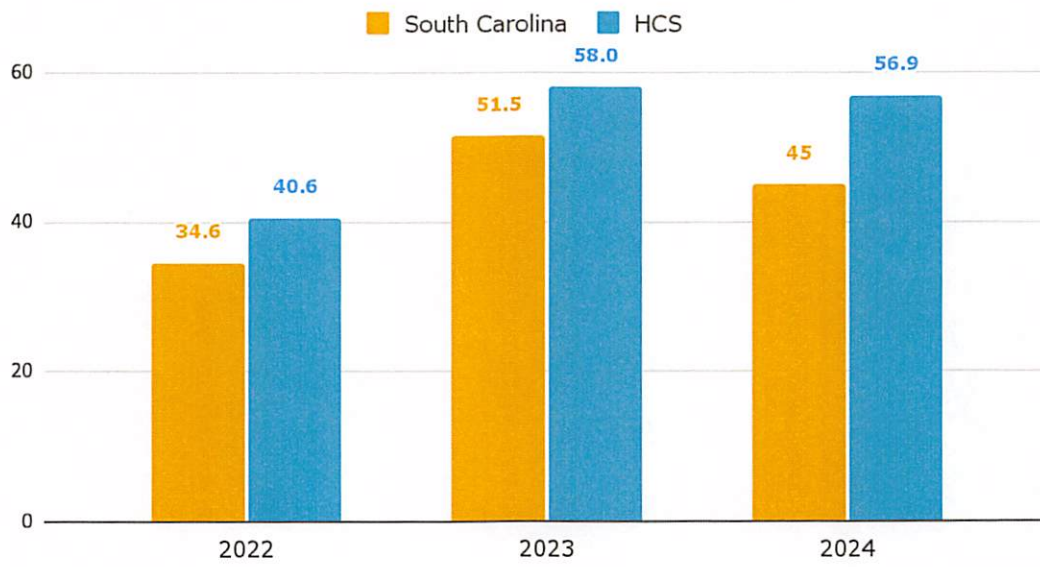


## HCS - SC Career Readiness Test





## Career Readiness Based on WIN

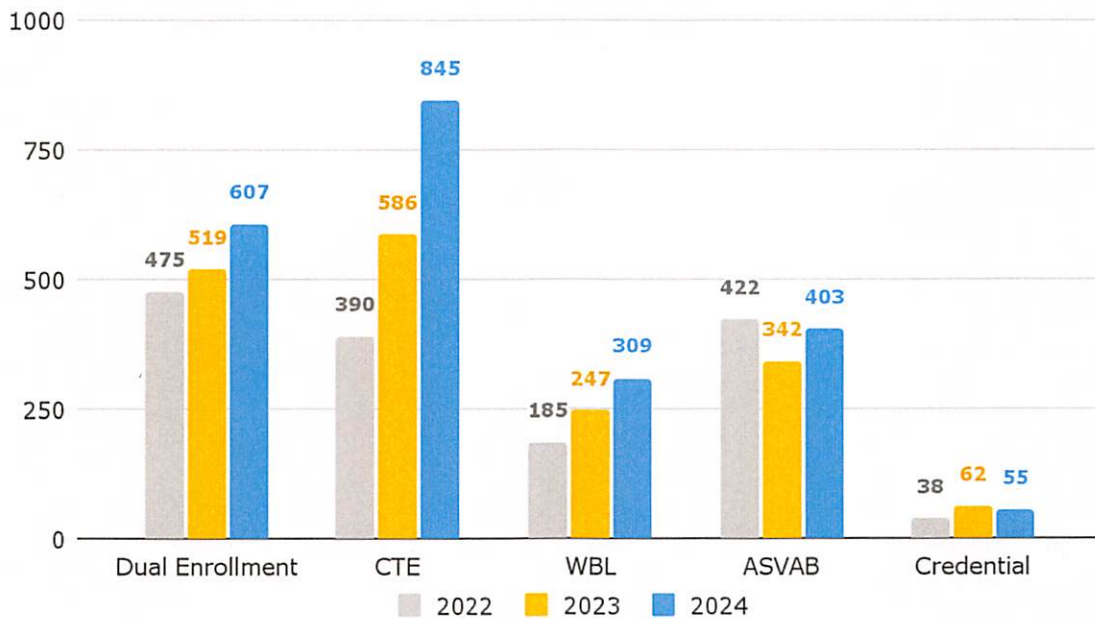


## Additional College and Career Ready Indicators

In addition to the previously reported measures, South Carolina students are deemed college-ready if they earn six hours of state-identified dual-enrollment courses with a grade of C or higher.

Furthermore, South Carolina students are deemed career-ready if they complete a Career and Technology Education (CTE) major program with a work-based credential, complete a work-based learning internship, earn a qualifying score on the Armed Services Vocational Aptitude Battery (ASVAB) test, or complete a South Carolina High School Employment Credential program.

### Additional Career Ready Indicators

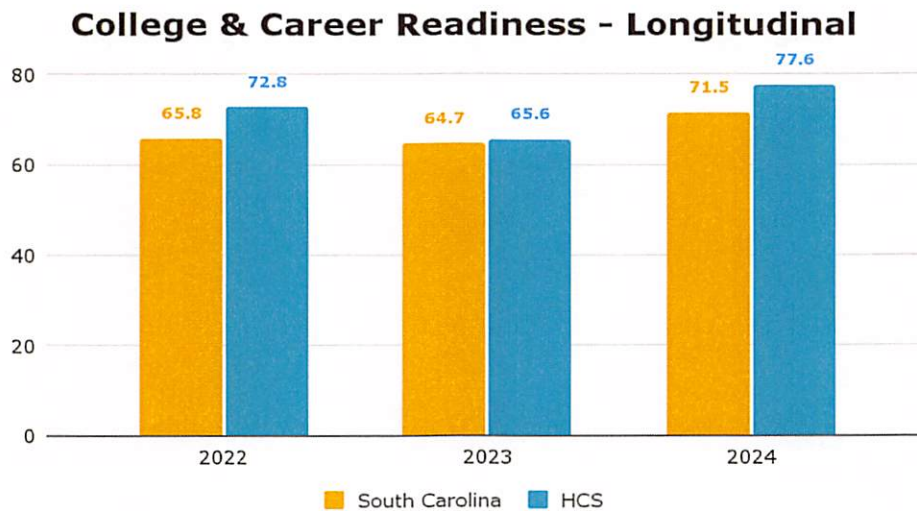


## College and Career Readiness (CCR)

In the state of South Carolina, graduates are deemed college or career-ready if they have accomplished one of the following:

- Earn a qualifying score on the SAT, ACT, ASVAB, or WIN tests,
- Earn a C or higher in six dual enrollment credit hours,
- Complete a work-based learning internship,
- Attain CTE completer status and earn an industry credential,
- Pass an AP or IB exam, or
- Earn an employability credential.

All students from the fourth-year cohort for each high school are included in this metric, even those who did not earn a diploma. The following charts outline the performance of students in HCS and the state for the past three years. In 2023-2024, Horry County Schools posted its highest college and career readiness rate since the metric began appearing on South Carolina school report cards in 2020.



### College and Career Readiness Strategic Goal

By 2027, 90% of all students in the graduating cohort will attain college or career-ready status by meeting one or more of the following criteria as measured on the annual state report card.

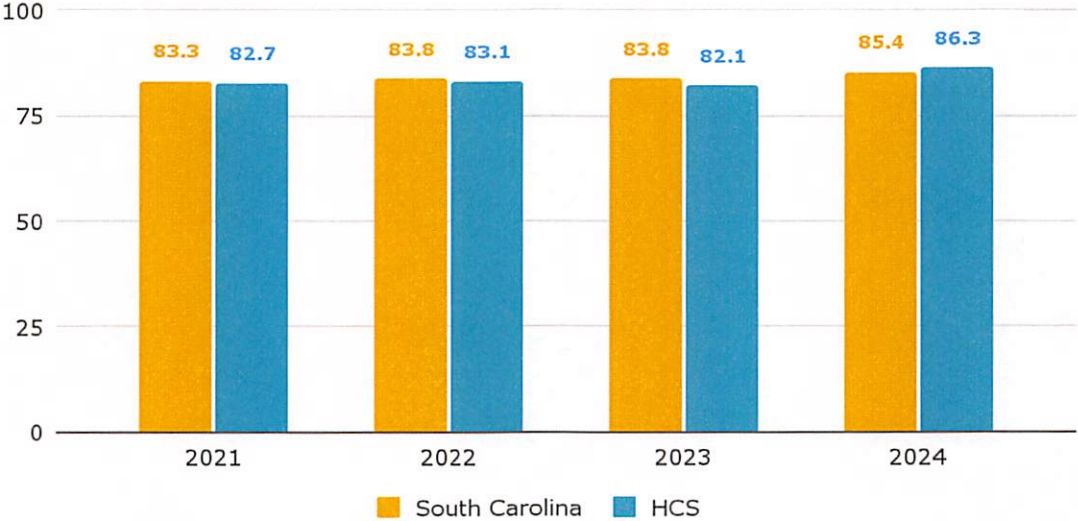
Interim Performance Goal: Meet the annual targets below. (Interim targets are adjusted based on prior year's performance)						
Data Source(s)	Baseline	2022/23	2023/24	2024/25	2025/26	2026/27
Percent of graduating cohort attaining college or career readiness status - SC School Report Card	67.5	Projected Data:	71.7	81.7	85.9	90
		72				
	Actual Data:					

		65.6	77.6 (+10.1)		
--	--	------	-----------------	--	--

## On-Time Graduation Rate Results

The four-year on-time graduation rate is based on the percentage of students who successfully earn a standard high school diploma within four years of entering high school. A student who enters one of our high schools at any time during the four years is included in this metric. In 2023-2024, Horry County Schools posted its highest on-time graduation rate since the metric began appearing on South Carolina school report cards in 2008.

### 4-Year On-Time Graduation Rate



### On-Time Graduation Rate Strategic Goal

At least 90% of high school students will earn a standard high school diploma within four years of entering the ninth grade (i.e., on time) by 2027.

Interim Performance Goal: Meet the annual targets below. (Interim targets are adjusted based on prior year's performance)						
Data Source(s)	Baseline	2022/23	2023/24	2024/25	2025/26	2026/27
Percent of students in the graduation cohort earning a SC high school diploma within 4 years of entering the 9th grade - SC Report Card	83.1	Projected Data:	84.1	87.5	88.8	90
		84.1				
		Actual Data:	86.3 (+3.2)			
		82.1				