

**HORRY COUNTY SCHOOLS  
MONITORING REPORT R-7 College and Career Readiness**

I certify that the information in this report is true.

Signed:  Date: 10/31/19  
Rick Maxey, Superintendent

Disposition of the Board:

- In compliance
- Not in compliance
- Compliance with exception

Signed: \_\_\_\_\_ Date: \_\_\_\_\_  
Ken Richardson, Board Chair

Comments: \_\_\_\_\_  
\_\_\_\_\_  
\_\_\_\_\_

Governance Policy: R-7	Supt	Supt	Bd	Bd
	In compliance	Not in compliance	In compliance	Not in compliance
College and career readiness will be measured using on-time graduation rate and composite SAT and ACT scores. The on-time graduation rate will meet or exceed the <i>District Consolidated Goals</i> baseline measures. The composite SAT and ACT will meet or exceed the <i>District Consolidated Goals</i> baseline measures. The district will allocate the necessary resources to ensure students are college and career ready.	✓			

**Interpretation:** *I interpret this policy to mean...the college readiness for each year's graduating class of seniors is to be measured by the two primary college entrance exams (SAT and ACT) and that the composite scores for each of those will improve over time. Additionally, the passage rate on Advanced Placement (AP) exams will be included since those represent high school classes that can earn college placement credit. On-time graduation rate will also be reported when released by the S.C. Department of Education.*

**Evidence of Status of Compliance:**

**SAT** – SAT results released for 2019 seniors show that Horry County Schools (HCS) continues to outpace the national average, even with an increase of 33 percent of students taking the test.

The District's composite for Evidence-Based Reading and Writing (ERW) and Mathematics is 1044, five points above the national composite of 1039 and 23 points higher than the state composite of 1021. In the subtest of Evidence-Based Reading and Writing, HCS students had an average score of 532, which is eight points higher than the national average of 524 and is 11 points higher than the state average of 521. In mathematics, HCS students had an average score of 512, which is three points lower than the national average of 515 and 12 points higher than the state average of 500.

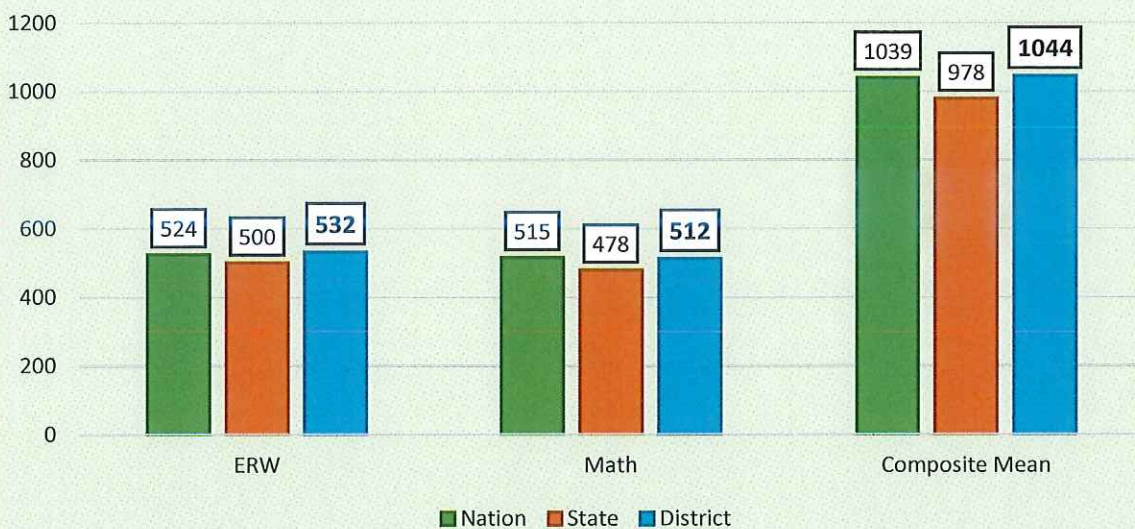
Newly-released reports for 2019 include the first results of students who took the SAT during their third year of high school as an alternate to the ACT for state and federal accountability measures. Students were required to take one of these two tests as a measurement for college readiness, even if they did not plan to advance to higher education. Either test was offered at no cost and was administered at the school. Traditionally, SAT results reflected the performance of college-bound students who elected to take the test to meet college application requirements. Districtwide, the scores of 1,382 seniors were reported in 2019 SAT results, compared to scores of 1,046 seniors in 2018.

Five district schools have 2019 SAT composites that surpassed the national SAT composite. They are The Academy for Arts, Science & Technology: 1196; Socastee High School: 1080; Aynor High School: 1069; North Myrtle Beach High School: 1063; and St. James High School, 1054.

The district average SAT scores for the senior class of 2019 are listed below.

	Horry County Schools	Nation (Public)	State (Public)
SAT Evidence-Based Reading and Writing	532	524	500
SAT Mathematics	512	515	478
SAT Composite Mean Score	1044	1039	978

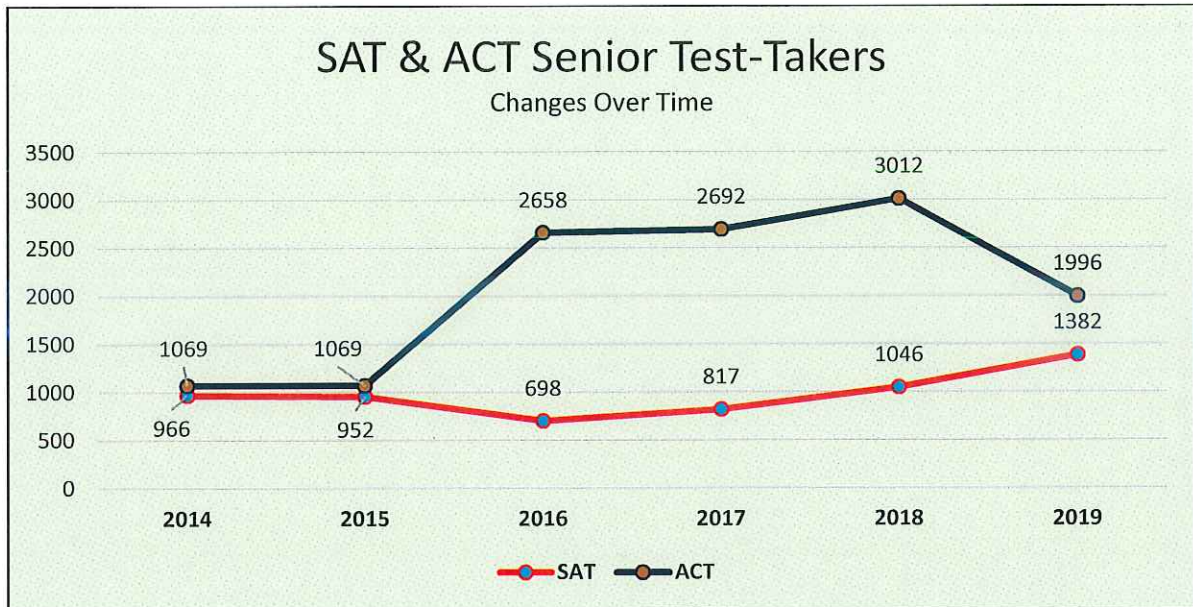
### 2019 Composite SAT Evidence-Based Reading & Writing and Math



### SAT Composite Score 2017-2019 Comparison

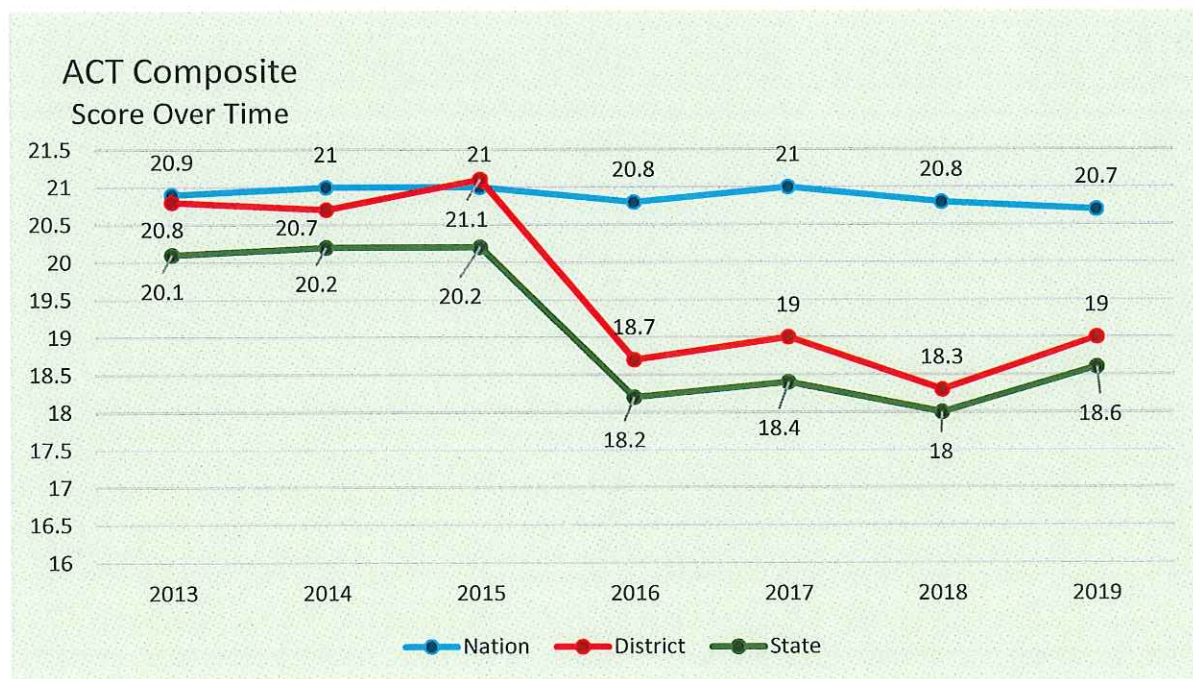






**ACT** – The ACT Composite for the class of 2019 increased by 0.7 points to 19.0 mirroring the state trend. HCS 2019 seniors remained above the state average but slightly below the national average by 1.7 points. The number of test-takers decreased by 1016 students (to 1996) from the previous year due to the state’s including an opportunity for students to choose either the ACT or SAT at no cost administered during the school day. District ACT scores are 0.4 points above the state average of 18.6 for public school students. The average HCS scores are listed below:

ACT Composite	19.0	Up 0.7
ACT English	18.0	Up 0.7
ACT Math	19.1	Up 0.7
ACT Reading	19.5	Up 0.9
ACT Science	19.0	Up 0.6



**Advanced Placement (AP)** – Data from The College Board reports that Horry County Schools students maintained a passage rate of 66 percent on Advanced Placement exams, outpacing the state and national averages of 58 percent. Results for 2019 also show that HCS had a three percent increase in the number of students taking AP classes and an increase of seven percent in the number of AP exams taken.

During the 2018-2019 school year, 2,213 HCS students participated in AP classes, up from 2,148 students the previous year. For the school year ending in 2019, students taking AP classes took 3,415 exams, compared to 3,203 exams taken the previous year. The pass rate for AP exams is determined by scores of 3, 4, or 5. Students who earned scores of 3, 4, or 5 are also eligible to receive college course credit.

Six district schools had 2019 AP pass rates that surpassed the national average. They are: The Academy for the Arts, Science, and Technology, 81 percent; St. James High School, 73 percent; Carolina Forest High School, 72 percent; Socastee High School, 68 percent; North Myrtle Beach High School, 65 percent; and Myrtle Beach High School, 62 percent.

