


HORRY COUNTY SCHOOLS
MONITORING REPORT R-7 College and Career Readiness

I certify that the information in this report is true.

Signed:  Date: 11/9/21
Rick Maxey, Superintendent

Disposition of the Board:

- ☐ In compliance
☐ Not in compliance
☐ Compliance with exception

Signed: _____ Date: _____
Ken Richardson, Board Chair

Comments: _____

Governance Policy: R-7	Supt	Supt	Bd	Bd
	In compliance	Not in compliance	In compliance	Not in compliance
College and career readiness will be measured using on-time graduation rate and composite SAT and ACT scores. The on-time graduation rate will meet or exceed the <i>District Consolidated Goals</i> baseline measures. The composite SAT and ACT will meet or exceed the <i>District Consolidated Goals</i> baseline measures. The district will allocate the necessary resources to ensure students are college and career ready.	Yes			

Interpretation: *I interpret this policy to mean...the college readiness for each year's graduating class of seniors is to be measured by the two primary college entrance exams (SAT and ACT) and that the composite scores for each of those will improve over time. Additionally, the passage rate on Advanced Placement (AP) exams will be included since those represent high school classes that can earn college placement credit. On-time graduation rate will also be reported when released by the S.C. Department of Education.*

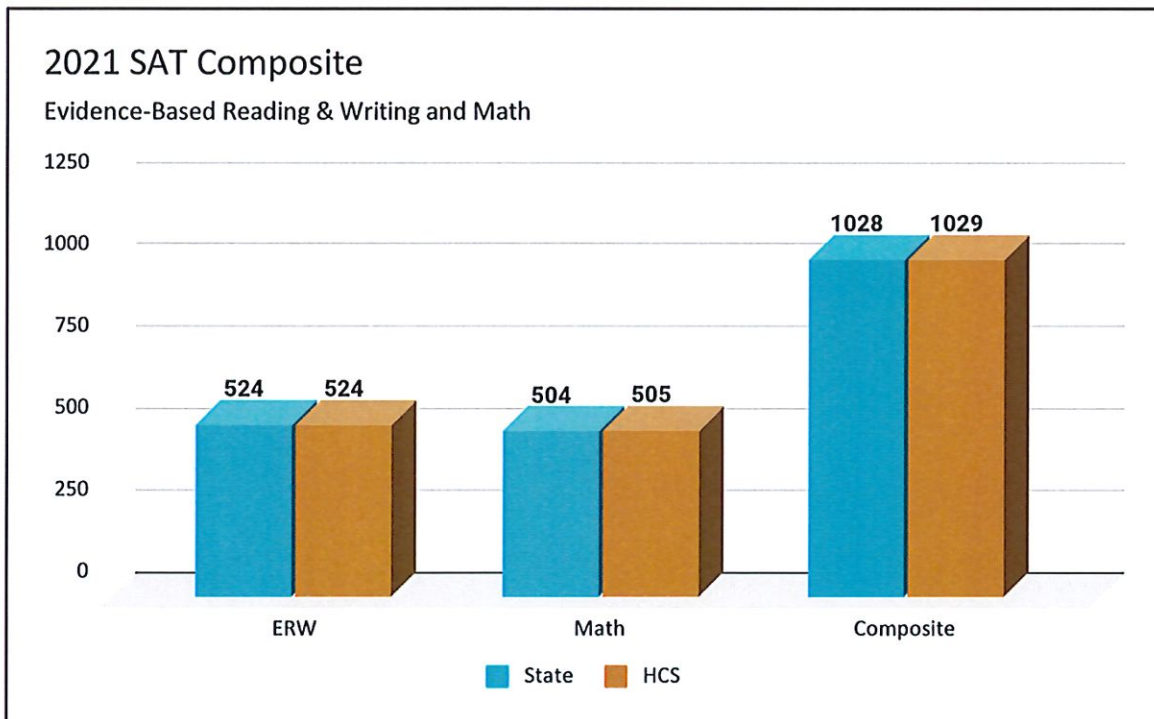
Evidence of Status of Compliance:

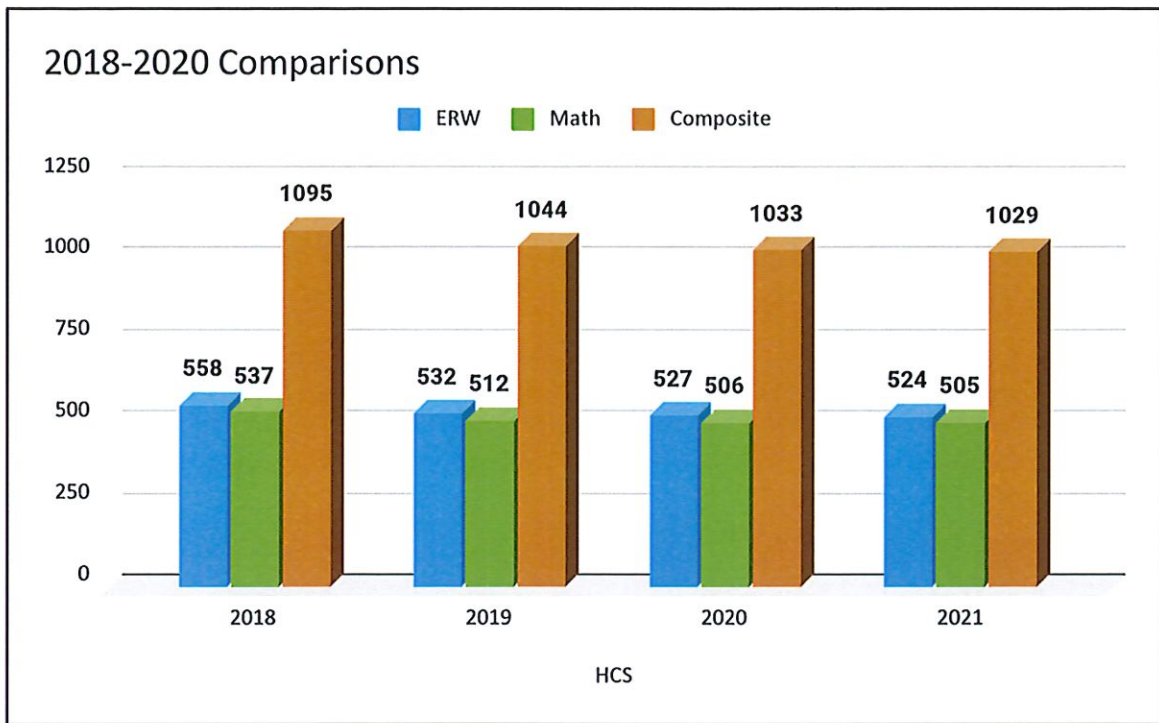
SAT – The District's SAT composite score, which includes Evidence-Based Reading and Writing (ERW) and Mathematics, is 1029, one point above the state composite score of 1028. In the subtest of Evidence-Based Reading and Writing, HCS students had an average score of 524, the same as the state average. In mathematics, HCS students had an average score of 505, which is one point higher than the state average of 504.

Districtwide, the scores of 1,516 seniors, 56.3 percent of the senior class, were reported in 2021 SAT results, compared to scores of 1,593 seniors in 2020.

Three District schools have 2021 SAT composite scores that surpassed the district and state SAT composite scores. They are The Academy for Arts, Science & Technology: 1157; Aynor High: 1114; Scholars Academy: 1415*.

	Horry County Schools	State (Public)
SAT Evidence-Based Reading and Writing	524	524
SAT Mathematics	505	504
SAT Composite Mean Score	1029	1028

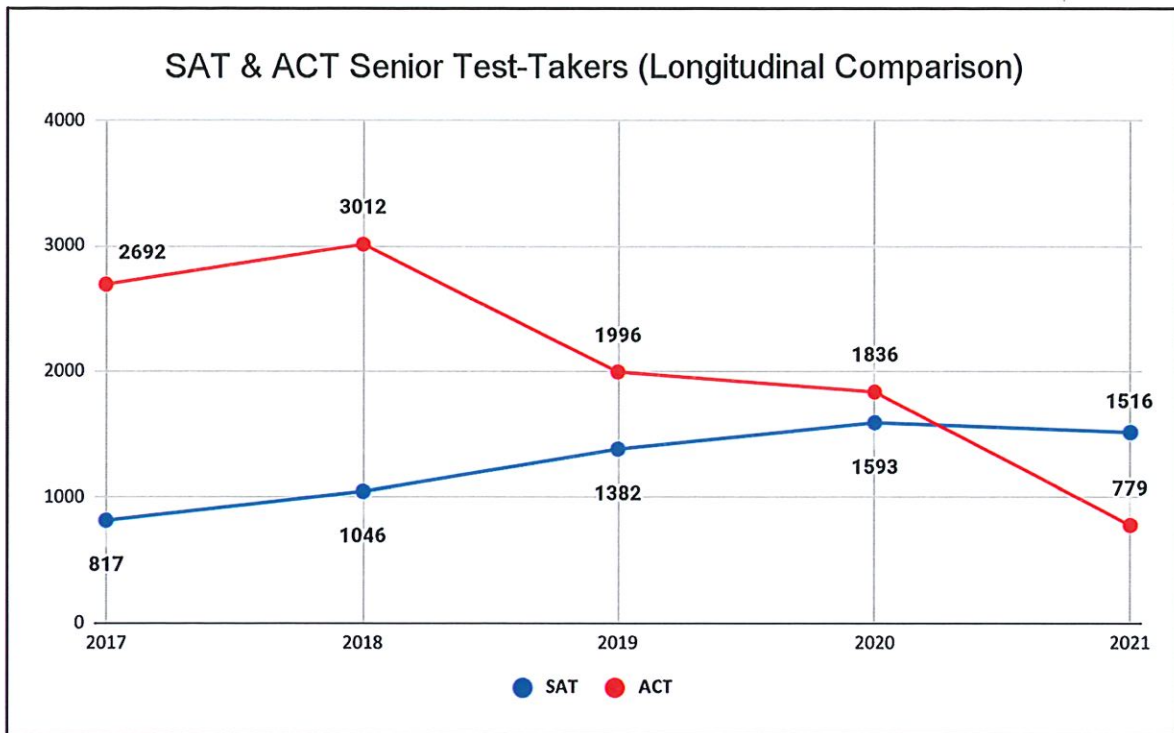




2020 SAT Performance by School

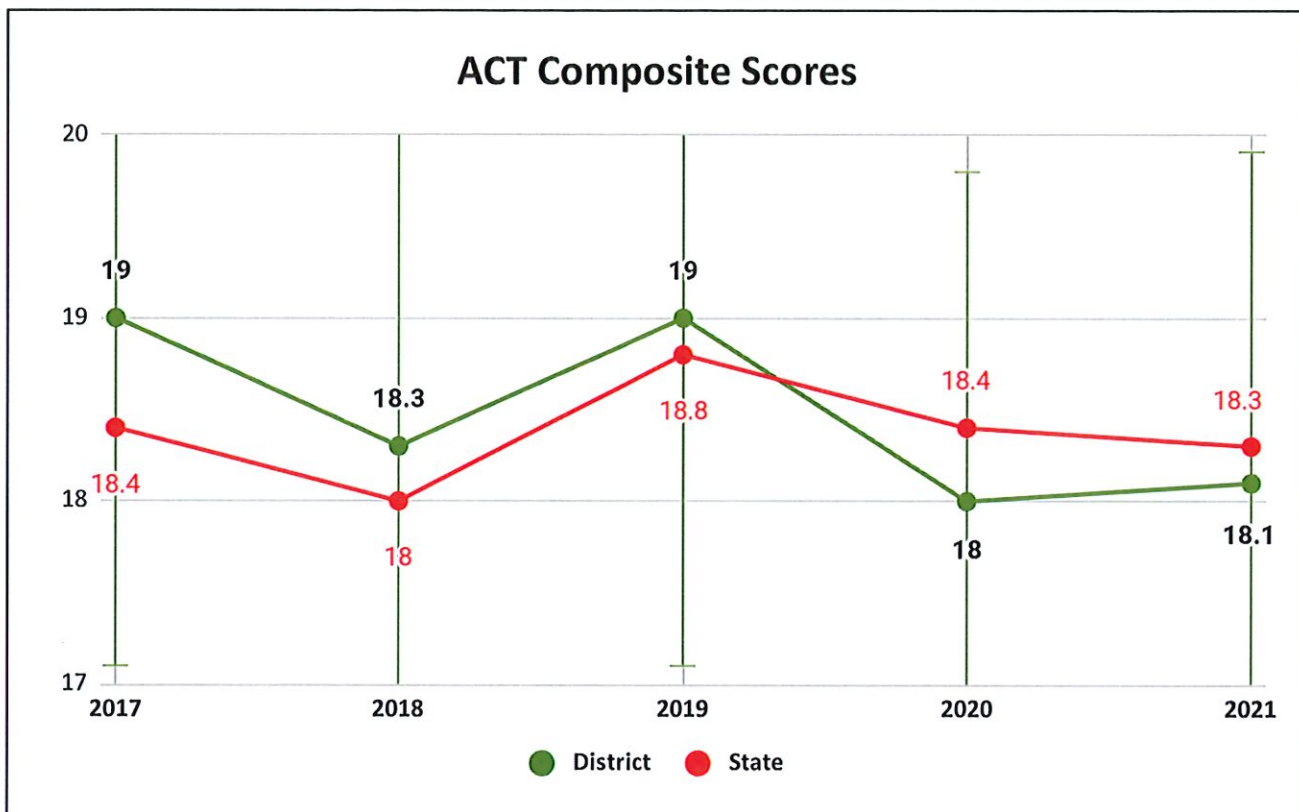
School	# Tested	Composite Score	ERW Score	Math Score
SA	46	1415	707	708
AAST	138	1157	580	577
AH	28	1114	558	557
NMBH	85	985	505	480
CFH	225	992	500	492
SJH	172	1022	528	494
SH	151	1011	509	502
ECH	40	935	478	457
MBH	91	971	489	483
LH	45	983	495	488
CH	94	947	478	468
GSFH	35	970	492	478
HCS	1516	1029	524	505

*Scholars Academy students' scores are reported at their base school.



ACT Senior Test Takers – The number of test takers decreased by 529 students to 779 from the previous year due to the state providing an opportunity for students to take either the ACT or SAT at no cost administered during the school day.

ACT Composite	18.1	Up 0.1
ACT English	16.8	same
ACT Math	18.1	same
ACT Reading	18.6	same
ACT Science	18.3	Up 0.2



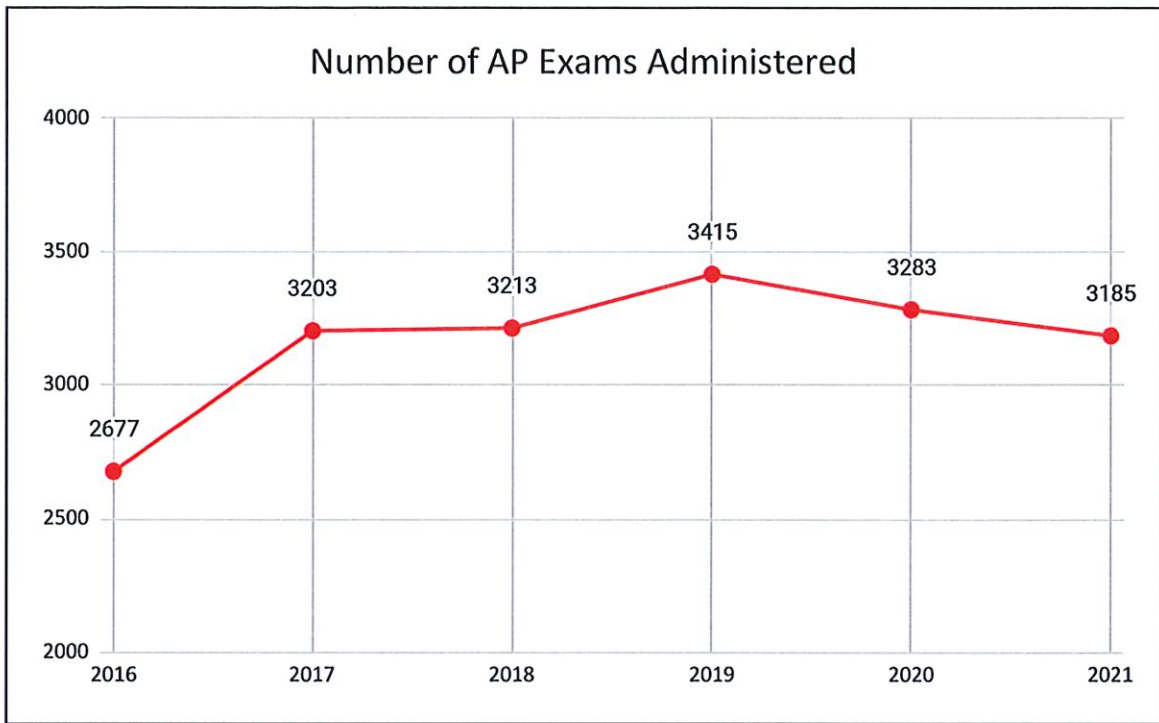
ACT Composite Scores - The ACT Composite score for the class of 2021 indicates a 0.1 point increase to 18.1. Horry County Schools 2021 seniors narrowed the gap performing below the state average by 2 tenths of a point.

Advanced Placement (AP) – Newly-released data from College Board reports that Horry County Schools' overall pass rate dropped to 64.6 percent in the spring of 2021 from 66.8 percent in the spring 2020 on Advanced Placement exams, outpacing the state average of 57.8 percent.

During the 2020-2021 school year, 2,145 HCS students participated in AP classes, slightly down from 2,213 students the previous year. For the school year ending in 2021, students taking AP classes took 3,185 exams, compared to 3,283 exams taken the previous year. The pass rate for AP exams is determined by scores of 3, 4, or 5. Students who earned scores of 3, 4, or 5 are also eligible to receive college course credit.

Six District schools had 2021 AP pass rates that surpassed the state average of 57.8. They are The Academy for the Arts, Science, and Technology, 84.4 percent; the Academy for Technology and Academics, 60 percent; Carolina Forest High, 64.5 percent; North Myrtle Beach High, 61.9 percent; Scholars Academy, 92.3* percent; St. James High, 67.7 percent.

* Scholars Academy results included in the base school reports.



AP Exam Passage Rate by School

School	Courses Offered	Students Taking Exams	% Pass
AAST	17	371	85.4
ATA	1	6	60
AHS	6	133	39.1
CFHS	27	750	64.5
CHS	12	93	50.7
GSFHS	5	112	26.8
LHS	7	60	33.3
MBHS	13	149	56
NMBHS	6	128	61.9
SHS	12	179	53.9
SJHS	18	319	67.7
SA	20	474	98.9
HCSVs	5	249	37
District	33	2063	64.6

Ready 2 Work (WIN Career Readiness Assessment) - Each year third-year high school students are administered the Ready 2 Work Career Assessment. The assessment tests students' knowledge and job-related skills over three specific assessments: Reading for Information, Applied Mathematics, and Locating Information. To be considered "career ready" a student must earn a silver certificate (minimum score of silver on all three tests). During the 2020-2021 school year 67.8% of students earned a silver certificate or higher, which is a slight 0.4% decrease from spring 2019. The WIN-Ready 2 Work assessment was not administered in the spring of 2020.

	Students tested on all three tests	No Certificate		Certificate		Bronze Certificate		Silver Certificate		Gold Certificate		Platinum Certificate		Silver Certificate or higher	
	Count	%	Count	%	Count	%	Count	%	Count	%	Count	%	Count	%	Count
2021															
HCS	2948	15.1	444	84.9	25.4	17.1	504	54	1592	12.9	381	0.9	27	67.8	2000
SC	45009	18.1	8162	81.9	36847	19	8532	50.9	22926	10.9	4910	1.1	479	62.9	28315

