

HORRY COUNTY SCHOOLS

MONITORING REPORT R-7 College and Career Readiness

I certify that the information in this report is true.

Signed:  Date: 11/2/22
Rick Maxey, Superintendent

Disposition of the Board:

- ☒ In compliance
☐ Not in compliance
☐ Compliance with exception

Signed:  Date: 11/14/22
Ken Richardson, Board Chair

Comments:

Governance Policy: R-7	Supt	Supt	Bd	Bd
	In compliance	Not in compliance	In compliance	Not in compliance
College and career readiness will be measured using on-time graduation rate and composite SAT and ACT scores. The on-time graduation rate will meet or exceed the <i>District Consolidated Goals</i> baseline measures. The composite SAT and ACT will meet or exceed the <i>District Consolidated Goals</i> baseline measures. The district will allocate the necessary resources to ensure students are college and career ready.	Yes			

Interpretation: *I interpret this policy to mean...the college readiness for each year's graduating class of seniors is to be measured by the two primary college entrance exams (SAT and ACT) and that the composite scores for each of those will improve over time. Additionally, the passage rate on Advanced Placement (AP) exams will be included since those represent high school classes that can earn college placement credit. On-time graduation rate will also be reported when released by the S.C. Department of Education.*

Evidence of Status of Compliance

SAT

The District's composite for Evidence-Based Reading and Writing (ERW) and Mathematics is 1040, 12 points above the national composite of 1028 and 17 points higher than the state composite of 1023. The 2022 composite average exceeds the district annual SAT college-readiness goal of 1020, as stated in the HCS 5-Year Strategic Plan.

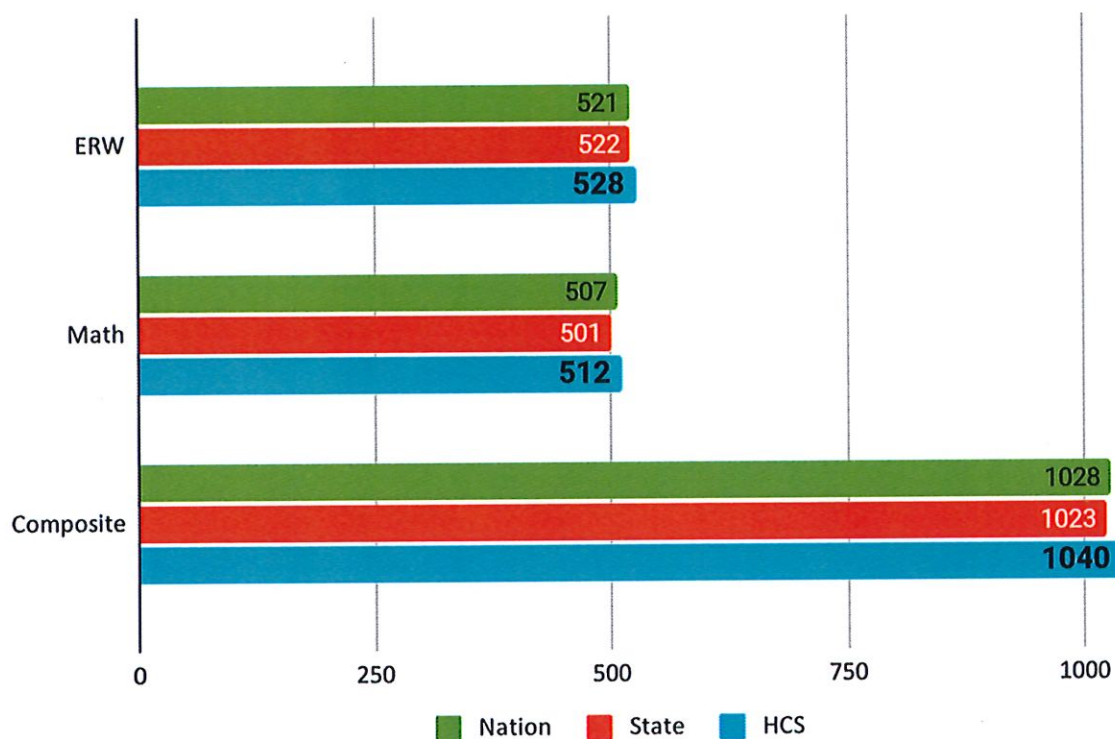
In the subtest of Evidence-Based Reading and Writing, HCS students had an average score of 528, which is seven points higher than the national average of 521 and 6 points higher than the state average of 522. In mathematics, HCS students had an average score of 512, which is 5 points higher than the national average of 507 and 11 points higher than the state average of 501.

Traditionally, SAT results reflected the performance of college-bound students who elected to take the test to meet college application requirements. Districtwide, the scores of 1,493 seniors were reported in 2022 SAT results, compared to scores of 1,516 seniors in 2021.

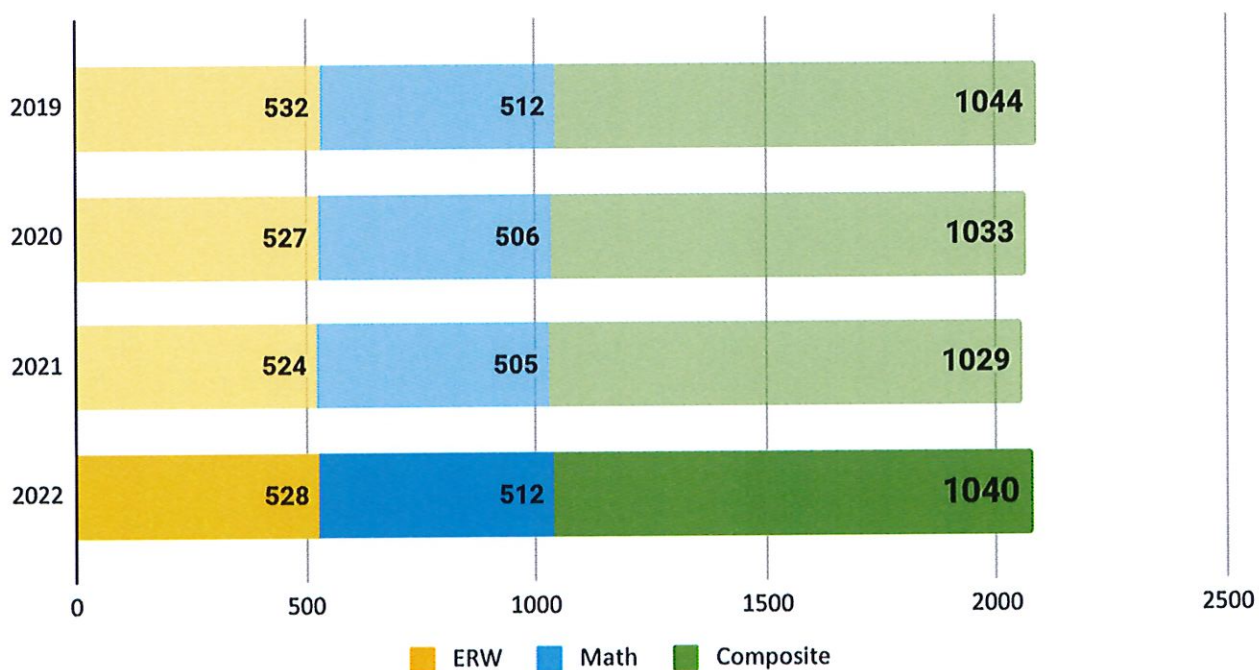
Seven district schools have 2022 SAT composite scores that surpassed or matched the national SAT composite. They are as follows: Scholars Academy-1430; Aynor High School-1108; The Academy for the Arts, Science, and Technology-1101; Carolina Forest High School-1066; Socastee High School-1062; St. James High School-1050; and Myrtle Beach High School-1028.

2022	SAT Evidence-Based Reading and Writing	SAT Mathematics	SAT Composite Score
Horry County Schools	528	512	1040
South Carolina	522	501	1023
National	521	507	1028

SAT

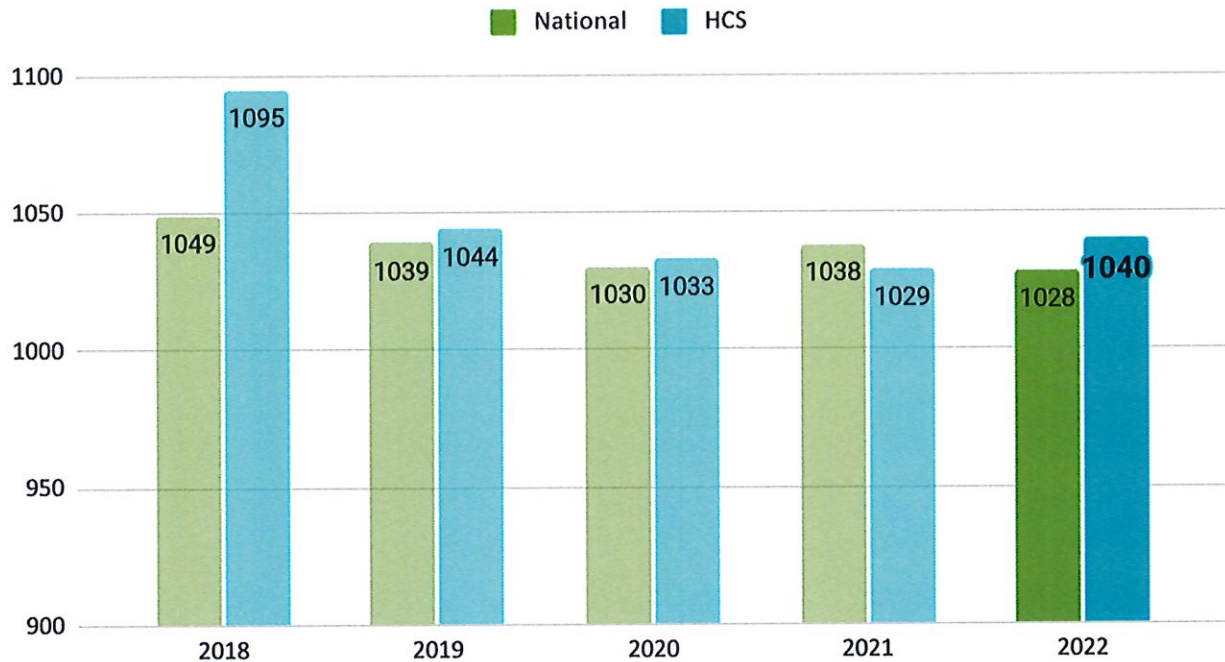


2019-2022 HCS Results



SAT

SAT Composite - Longitudinal



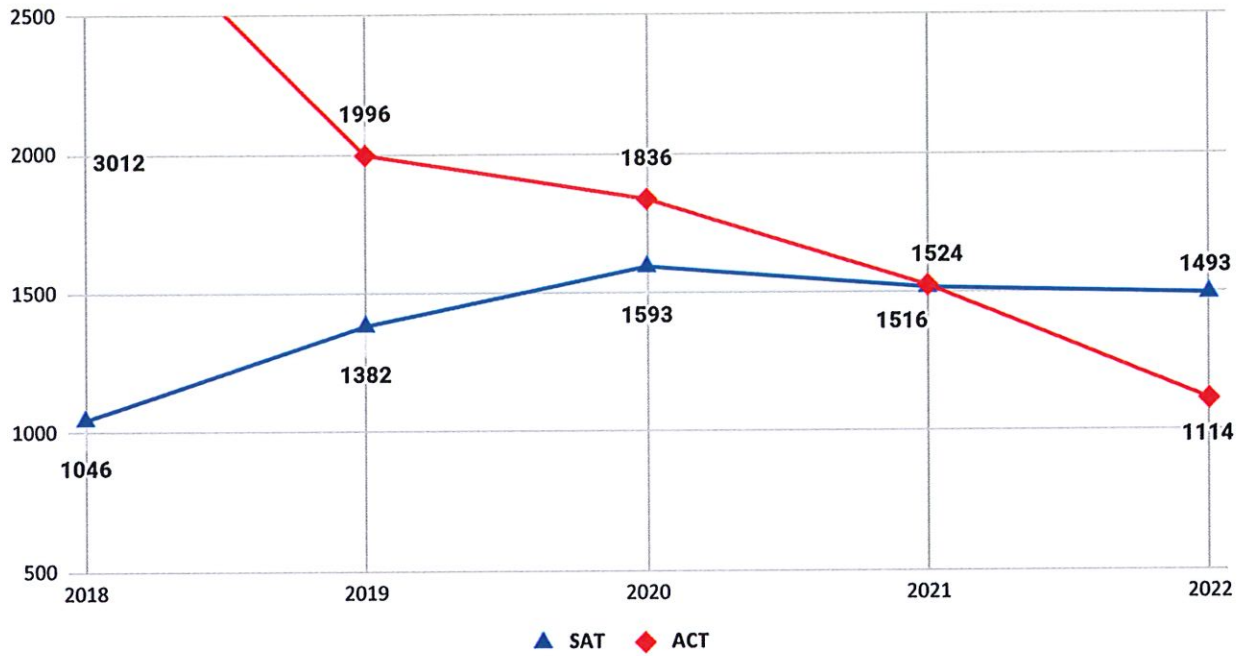
2022 SAT Performance by School

School	Composite	# Tested	ERW Score	Math Score
Academy for Arts, Sciences and Technology	1101	103	556	545
Academy for Technology and Academics	898	18	453	446
Aynor High School	1108	46	562	547
Carolina Forest High School	1066	321	540	526
Conway High School	999	146	506	493
Green Sea-Floyds High School	979	41	497	482
HCS Early College High School	942	47	483	459
Loris High School	1002	63	507	495
Myrtle Beach High School	1028	151	519	509
North Myrtle Beach High School	1021	119	521	499
Palmetto Academy for Learning Motorsports	856	12	447	409
Scholars Academy*	1430	58	719	717
Socastee High School	1062	204	539	522
St. James High School	1050	221	538	512
District	1040	1493	528	512

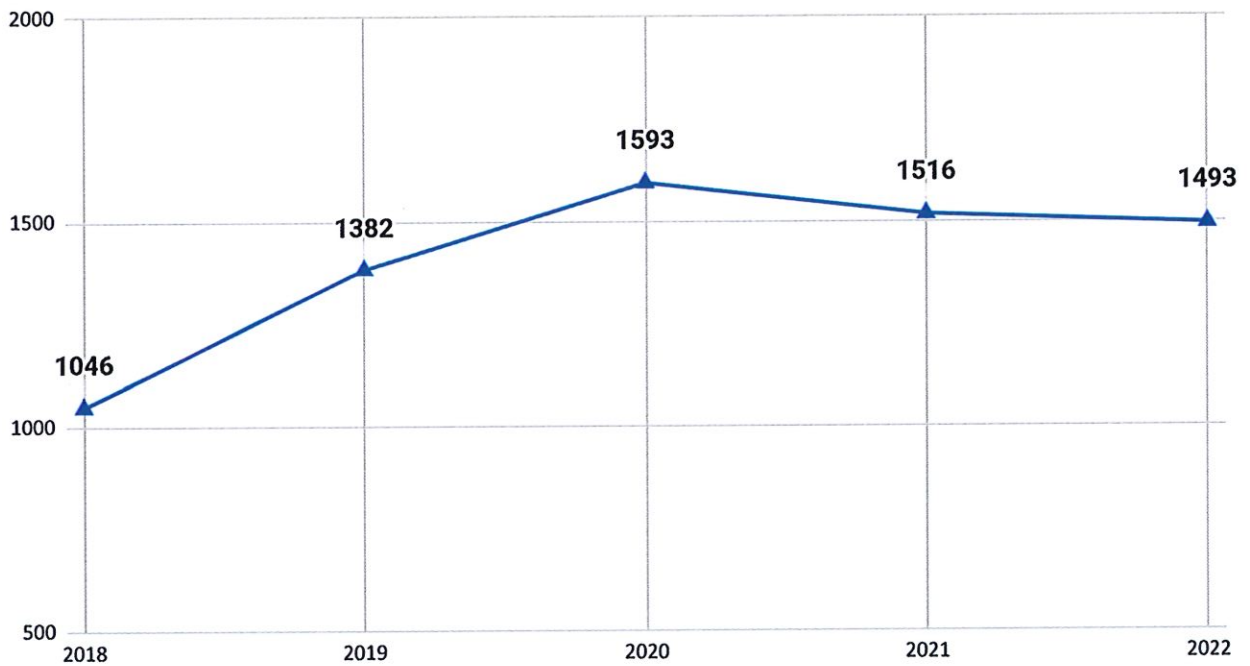
*Scholars Academy calculations based on data from Enrich

SAT

SAT & ACT Senior Test-Takers (Longitudinal Comparison)



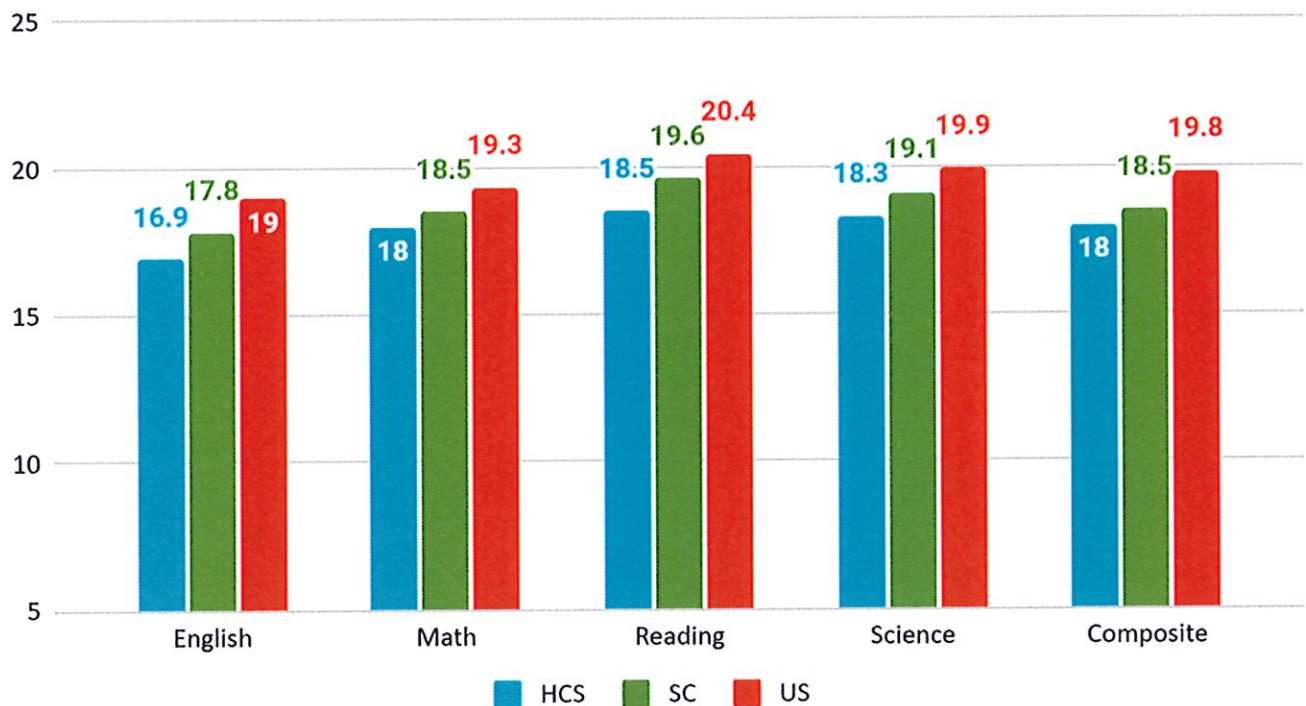
SAT Test Takers



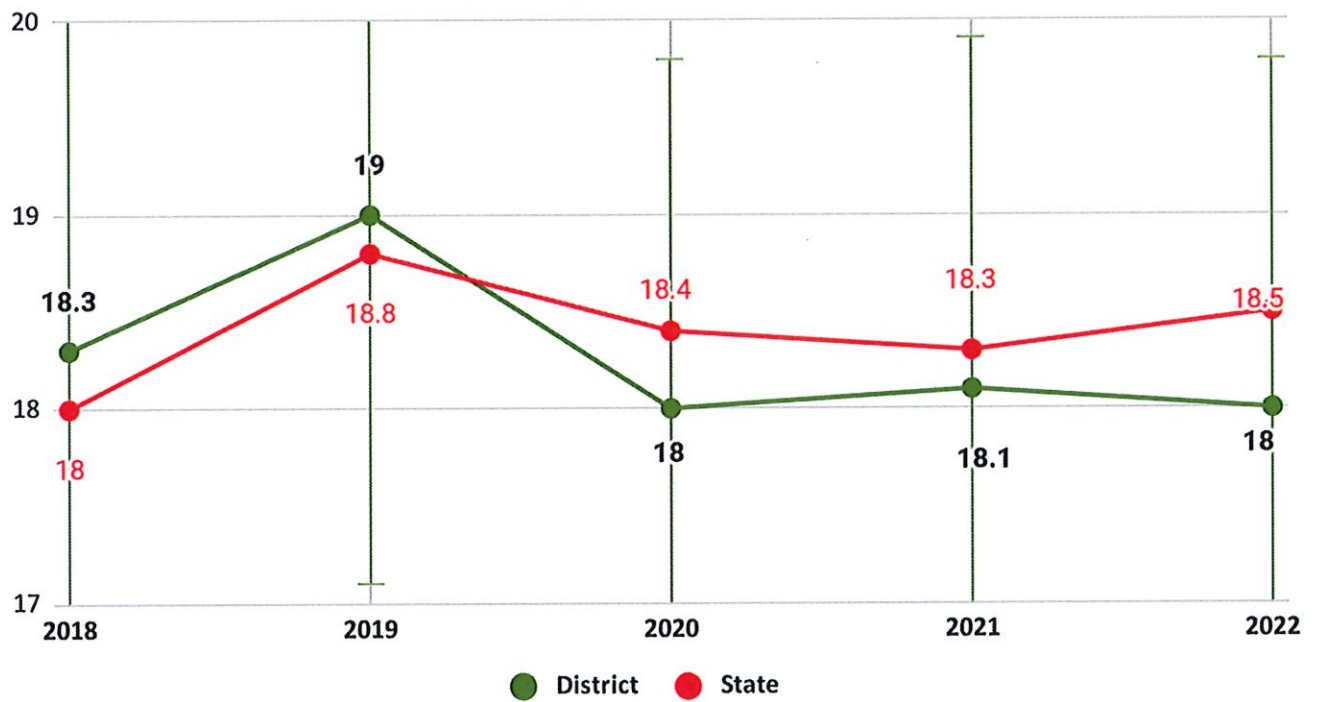
ACT

The ACT Composite score for the class of 2022 indicates a 0.1 point decrease from the previous year to 18.0. HCS 2022 seniors fell 0.5 points below the state average of 18.5. The 2022 ACT composite score is 2 points below the district's ACT college-readiness goal of 20, as stated in the HCS 5-Year Strategic Plan. The number of ACT test takers saw a 27% decrease (411 students) to 1114, down from 1524 the previous year. ACT noted scores across the nation are the lowest in over a decade; however, HCS scores have been stable for the last three years.

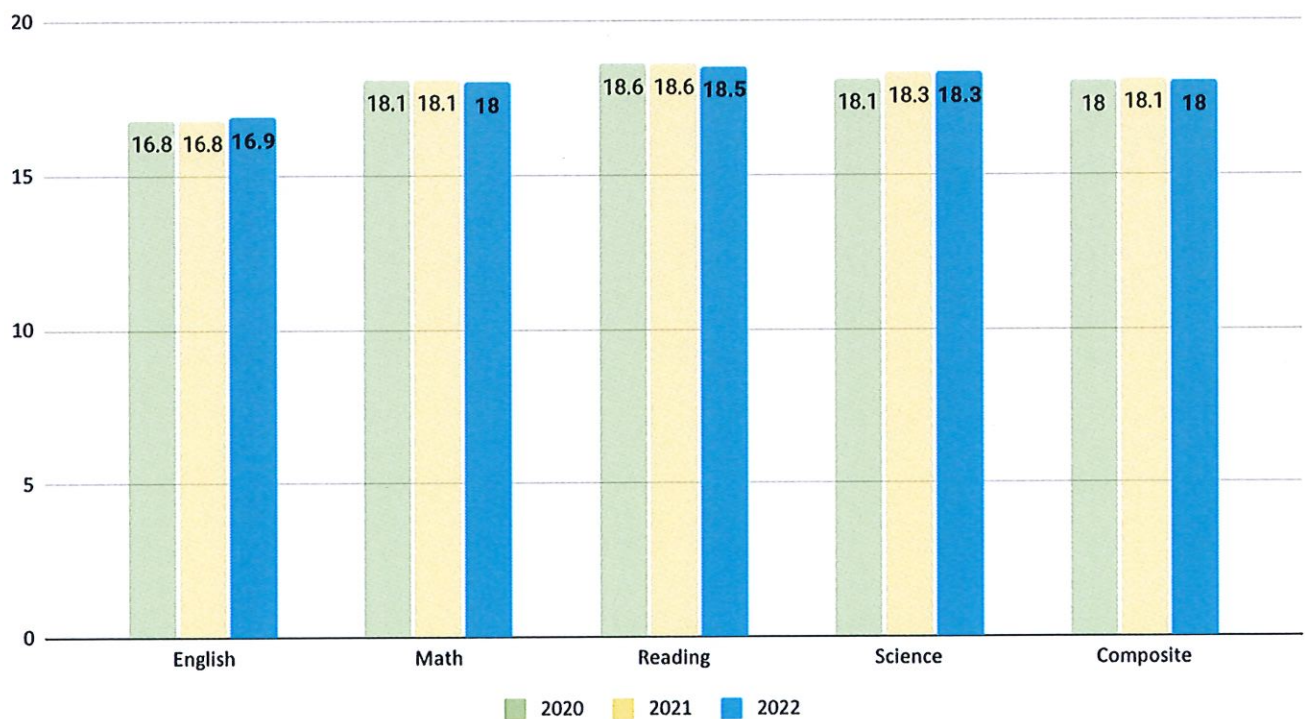
2022 ACT - District/State/National Comparison



ACT Composite Scores



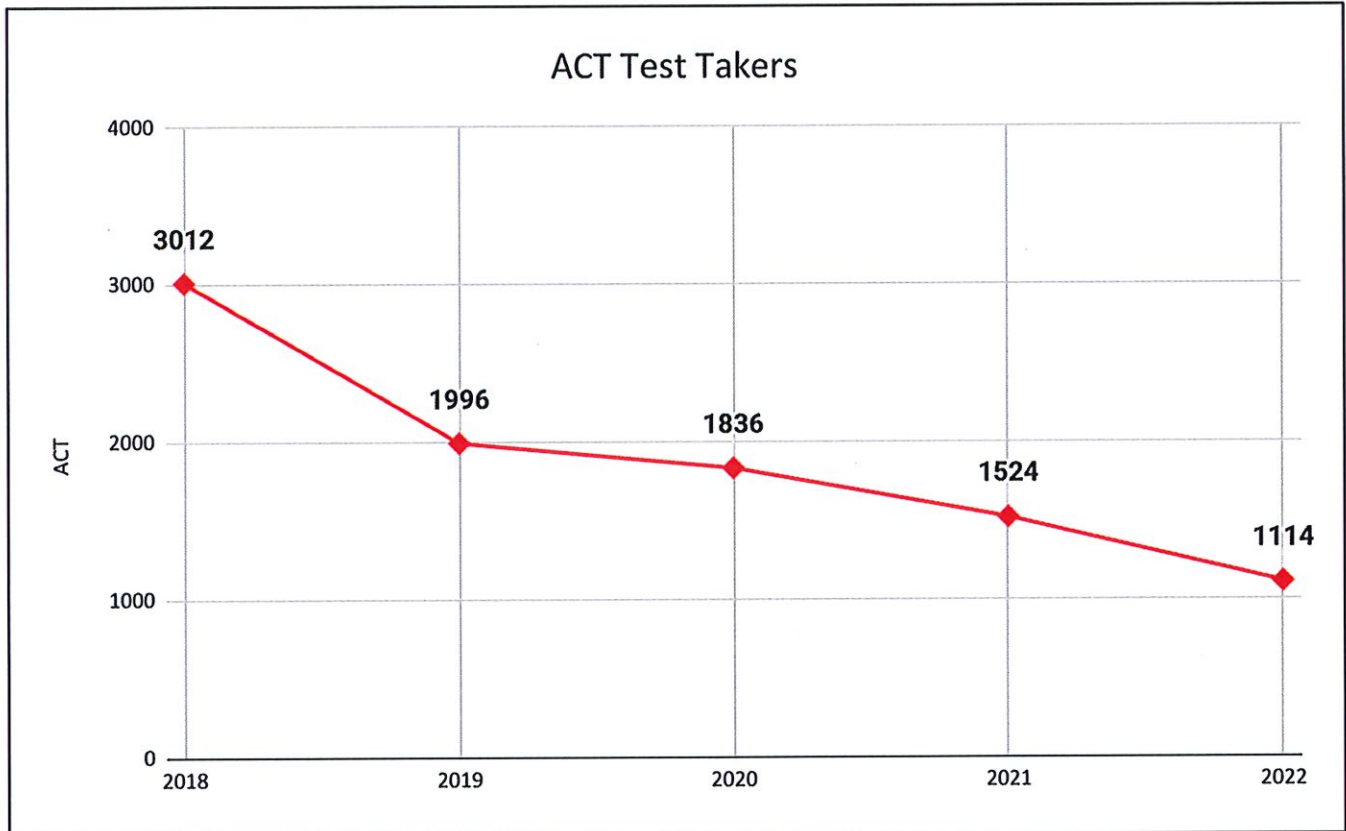
HCS: ACT 3-Year Comparison



ACT

2021 ACT Performance by School

ACT performance data disaggregated by school is not available as of the time of this report



The number of ACT test takers has been in a steady decline, whereas the number of SAT test takers has risen since the state began offering students a free school-day college readiness exam choice in 2019.

Advanced Placement (AP)

Newly-released data from College Board report that Horry County Schools' overall pass rate on Advanced Placement exams increased to 72.8 percent in the spring of 2022 from 64.6 percent in the spring 2021, outpacing the state average of 63 percent.

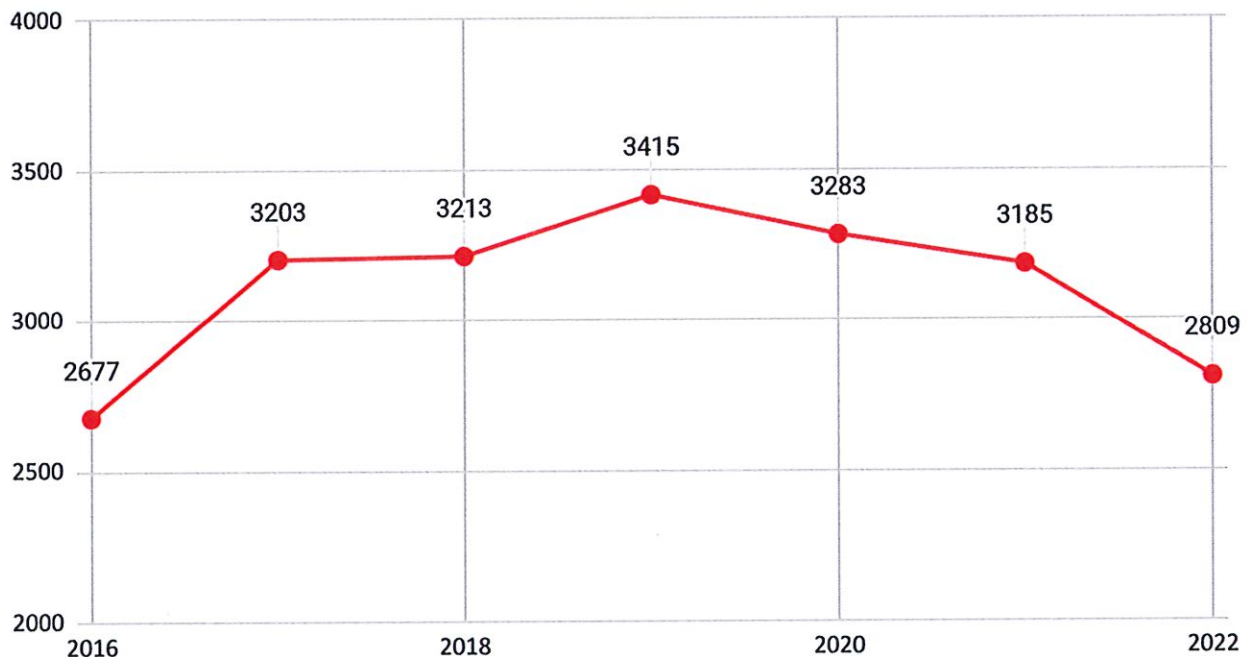
During the 2021-2022 school year, 1,898 HCS students participated in AP classes, which is down from 2,145 students the previous year. For the school year ending in 2022, students taking AP classes took 2,809 exams compared to 3,185 exams taken the previous year. The pass rate for AP exams is determined by scores of 3, 4, or 5. Students who earned scores of 3, 4, or 5 are also eligible to receive college-course credit.

Five district schools had 2022 AP pass rates that surpassed the state average of 63. They are as follows:

- The Academy for the Arts, Science, and Technology - 89.1 percent
- Carolina Forest High - 74.2 percent
- Scholars Academy* - 97.7 percent
- Socastee High - 74.8 percent
- St. James High - 75.5 percent

** Scholars Academy results are included in the base school reports.*

Number of AP Exams Administered



Advanced Placement (AP)

AP Exam Passage Rate by School

2022	Courses Offered	Students Taking Exams	% Pass
AAST	15	267	89.1
ATA	1	9	55.6
AHS	10	149	45.6
CFHS	25	651	74.2
CHS	11	129	58.1
GSFHS	6	88	38.6
LHS	6	48	20.8
MBHS	18	237	61.6
NMBHS	8	144	59
SHS	13	290	74.8
SJHS	17	396	75.5
SA	17	436	97.7
HCSVS	6	58	44.8
District	32	2905	72.8

International Baccalaureate (IB)

The International Baccalaureate Organization (IBO) is a nonprofit educational foundation based in Geneva, Switzerland. IBO's Diploma Program is a high school program offered to students in the final two years of school. HCS offers an IB program at two high schools: Aynor High School and Socastee High School. Each test in the subject groups is graded on a scale of 1-7. The reported table displays results for students taking IB subject area tests and receiving a score of 4 or higher (4=satisfactory performance; 5=good; 6=very good; 7=excellent).

Based on combined results from programs offered across South Carolina, 84.2 percent of Horry County IB students earned a score of 4 or higher, qualifying for possible college credit on IB subject-area tests as compared to 77.5 percent across the state. Aynor High School IB students had a 70 percent overall passage rate, and Socastee High School posted its highest passage rate since 2018 with 96.2 percent or 125 out of 130 tests scoring a 4 or higher.

2022 - Comparison		
	HCS	SC
No. Tested	127	933
No. Tests Taken	240	2334
No. Tests w/ 4 or Higher on Subject Area Test	202	1810
% 4 or Higher on Subject Test	84.2%	77.5%

IB - Longitudinal Results by School	2018		2019		2020		2021		2022	
School	AHS	SHS	AHS	SHS	AHS	SHS	AHS	SHS	AHS	SHS
No. Tested	40	92	36	68	39	68	46	64	65	62
No. Tests Taken	84	201	91	173	70	149	79	139	110	130
No. Tests w/4 or Higher on Subject Area Test	42	149	45	144	51	129	55	117	77	125
% Tests w/4 or Higher on Subject Area Test	50.0	74.1	49.5	83.2	72.9	86.6	69.6	84.2	70.0	96.2

IB Diplomas	2018		2019		2020		2021		2022	
School	AHS	SHS	AHS	SHS	AHS	SHS	AHS	SHS	AHS	SHS
No. of IB Diplomas Attempted	5	14	9	17	7	16	7	10	8	14
No. of IB Diplomas Awarded	2	9		14		12	6	9	7	13
% IB Diplomas Awarded	40.0	64.3	0.0	82.4	0.0	75.0	85.7	90.0	87.5	92.9

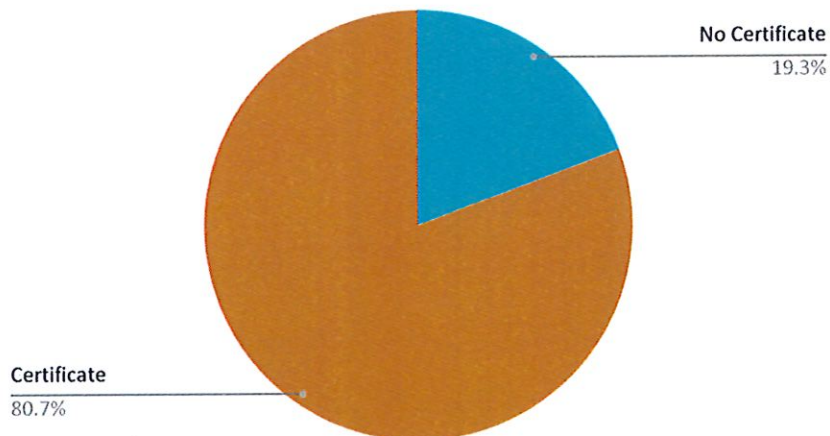
ACT WIN & WorkKeys (Career Readiness Assessment)

With the exception of students eligible for alternate assessments, all students in their third year of high school after their initial enrollment in the ninth grade were required to take a career-readiness assessment. There are two types of career readiness assessments: ACT WorkKeys and Ready 2 Work (WIN). The assessment tests students' knowledge and job-related skills over three specific assessments: Reading for Information, Applied Mathematics, and Locating Information. With both assessments to be considered "career ready," a student must earn a silver certificate (minimum score of silver on all three tests).

During the 2021-2022 school year, 56.5 percent of the 3,286 students earned a silver certificate or higher, exceeding the state which was 52.5 percent.

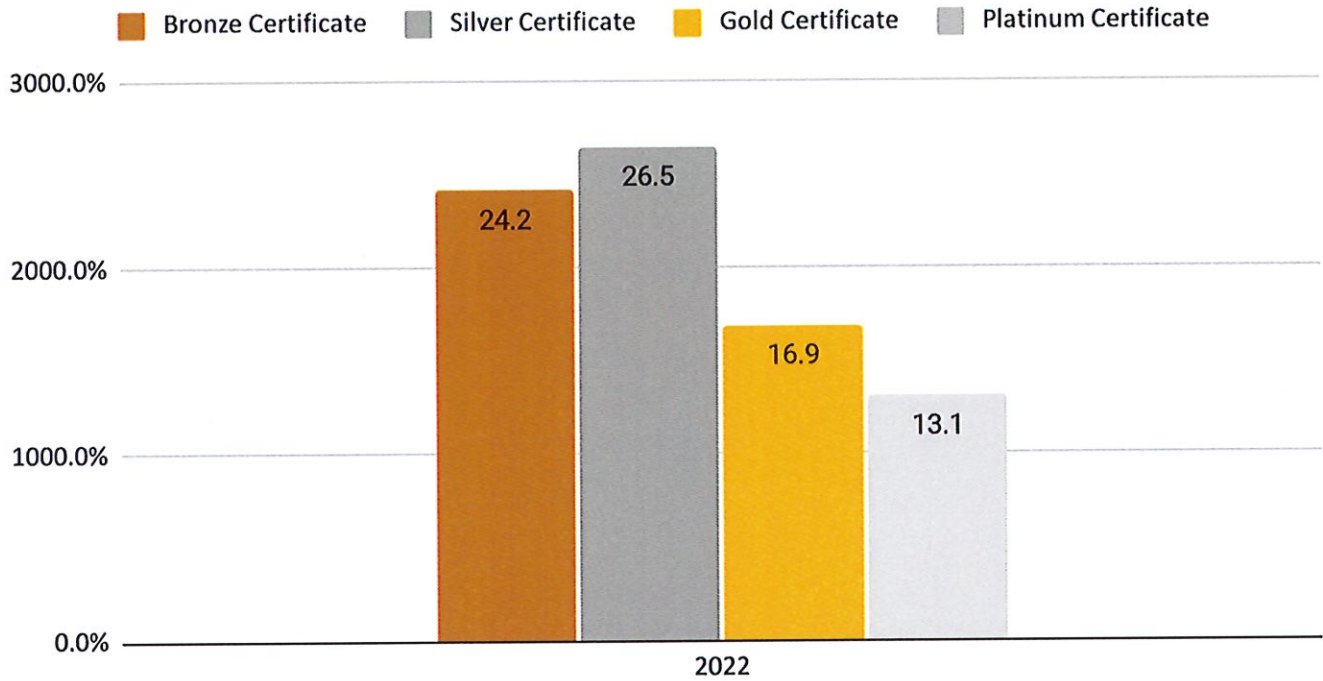
	Students tested on all three tests	No Certificate		Certificate		Bronze Certificate		Silver Certificate		Gold Certificate		Platinum Certificate		Silver Certificate or higher	
	#	%	#	%	#	%	#	%	#	%	#	%	#	%	#
<u>2022</u>															
HCS	3,286	19.3	634	80.7	2,652	24.2	795	26.5	871	16.9	555	13.1	430	56.5	1,857
SC	54,312	20.3	11,025	79.7	43,287	27.2	14,773	25.7	13,958	15.5	8,418	11.3	6,137	52.5	28,514

Certificates Earned

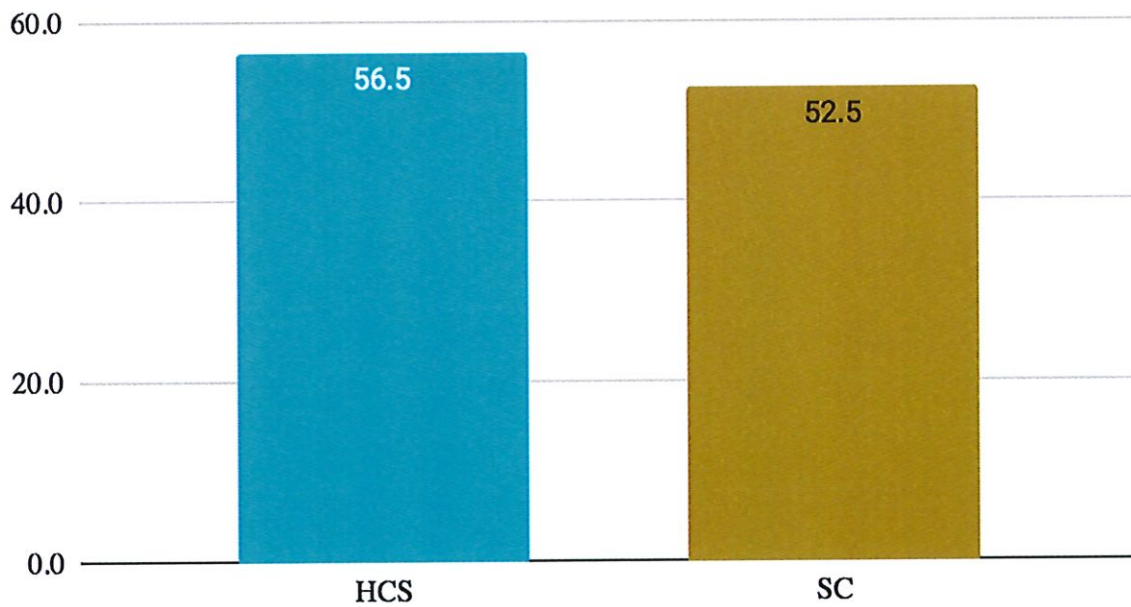


ACT WIN & WorkKeys (Career Readiness Assessment)

Certificate Levels



Silver Certificate or Higher



ACT WIN & WorkKeys (Career Readiness Assessment)

During the 2021-2022 school year, 40.6% of the 433 students earned a silver certificate or higher on Ready 2 Work (WIN), exceeding the state which was 34.6 percent.

	Students tested on all three tests	No Certificate		Certificate		Bronze Certificate		Silver Certificate		Gold Certificate		Platinum Certificate		Silver Certificate or higher	
	Count	%	Count	%	Count	%	Count	%	Count	%	Count	%	Count	%	Count
<u>2022</u>															
HCS	433	33.9	147	66.1	286	25.4	110	33.7	146	6.2	27	0.7	3	40.6	176
SC	6616	37.8	2,501	62.2	4,115	27.7	1,833	29.8	1,972	4.4	291	0.4	26	34.6	2,289

On-Time Graduation Rate

The four-year on-time graduation rate is based upon the percentage of students who successfully earn a standard high school diploma within four years of entering high school.

The district on-time graduation rate improved 1.4 percentage points to 83.1 for 2022 moving closer to pre-pandemic levels. The district rate was 0.7 of a percent below the overall state average.