

HORRY COUNTY SCHOOLS

MONITORING REPORT R-7 College and Career Readiness

I certify that the information in this report is true.

Signed: _____ Date: _____
 Rick Maxey, Superintendent

Disposition of the Board:

_____ In compliance
 _____ Not in compliance
 _____ Compliance with exception

Signed: _____ Date: _____
 Joe DeFeo, Board Chair

Comments: _____

Governance Policy: R-7	Supt	Supt	Bd	Bd
	In compliance	Not in compliance	In compliance	Not in compliance
College and career readiness will be measured using on-time graduation rate and composite SAT and ACT scores. The on-time graduation rate will meet or exceed the <i>District Consolidated Goals</i> baseline measures. The composite SAT and ACT will meet or exceed the <i>District Consolidated Goals</i> baseline measures. The district will allocate the necessary resources to ensure students are college and career ready.	Yes			

Interpretation: *I interpret this policy to mean...the college readiness for each year's graduating class of seniors is to be measured by the two primary college entrance exams (SAT and ACT) and that the composite scores for each of those will improve over time. Additionally, the passage rate on Advanced Placement (AP) exams will be included since those represent high school classes that can earn college placement credit. On-time graduation rate will also be reported when released by the S.C. Department of Education.*

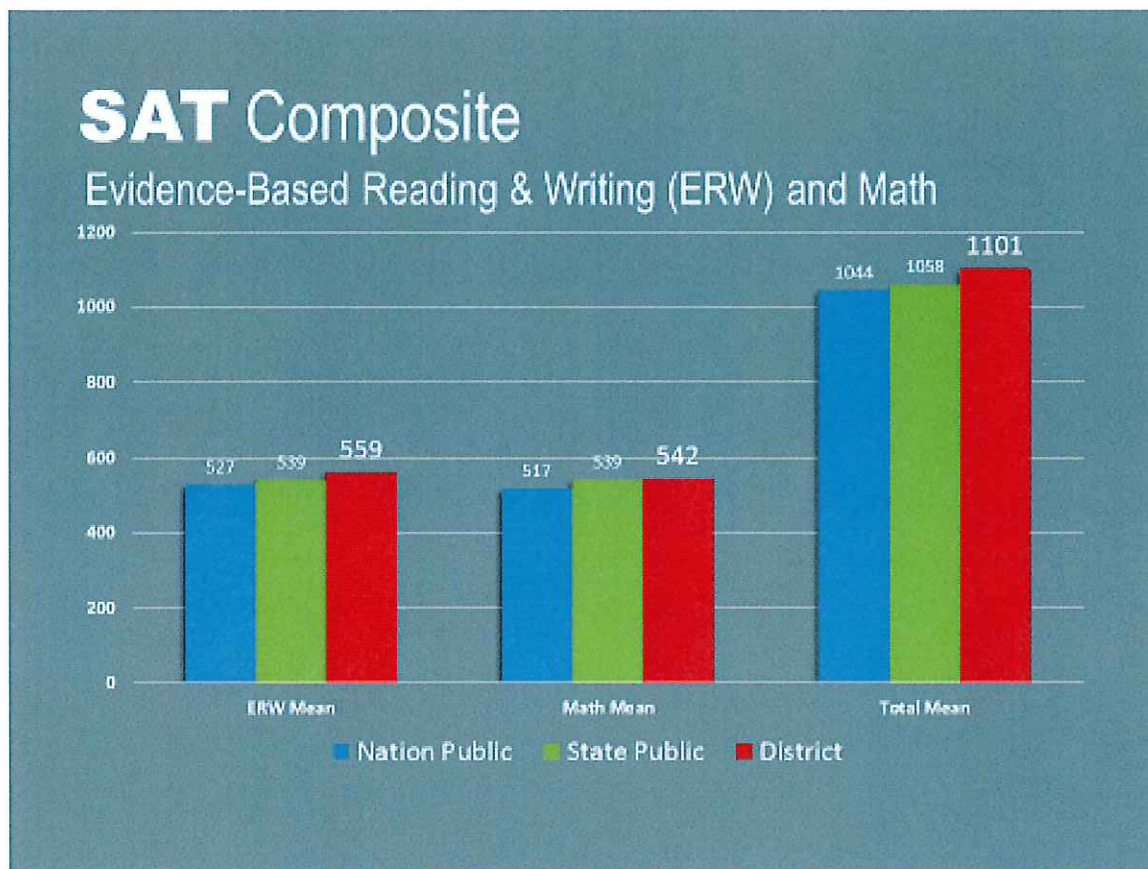
Evidence of Status of Compliance:

SAT –The 2017 SAT Composite average for the senior class of 2017 is 57 points above the national average for public schools, and 44 points above the state average for public schools. This is HCS' largest margin above the national SAT

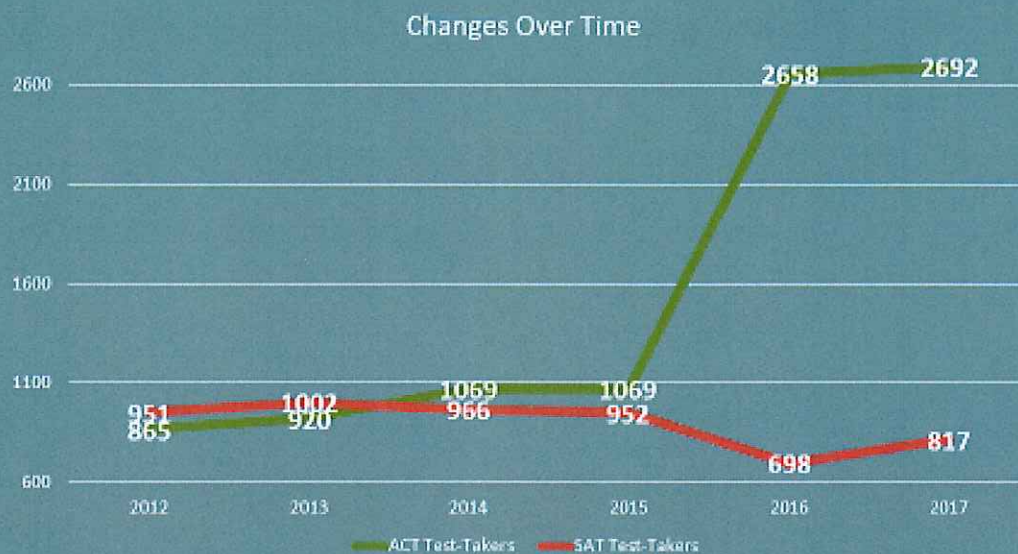
average in any year reported. Changes in the structure and reporting of SAT by College Board make prevent comparisons with last year. SAT has gone from prior years' three-part score (Critical Reading, Mathematics, and Writing on a 2400-point scale) to a two-part score (Evidence-Based Reading and Writing along with Math on a 1600-point scale) for 2017. The senior class of 2017 had 119 more test takers than in 2016. A total of 817 seniors took SAT, just over one-third of the class.

The average SAT scores for the senior class of 2017 are:

	Horry County Schools	Nation (Public)	State (Public)
SAT Evidence-Based Reading and Writing	559	527	539
SAT Mathematics	542	517	518
SAT Composite Mean Score	1101	1044	1027

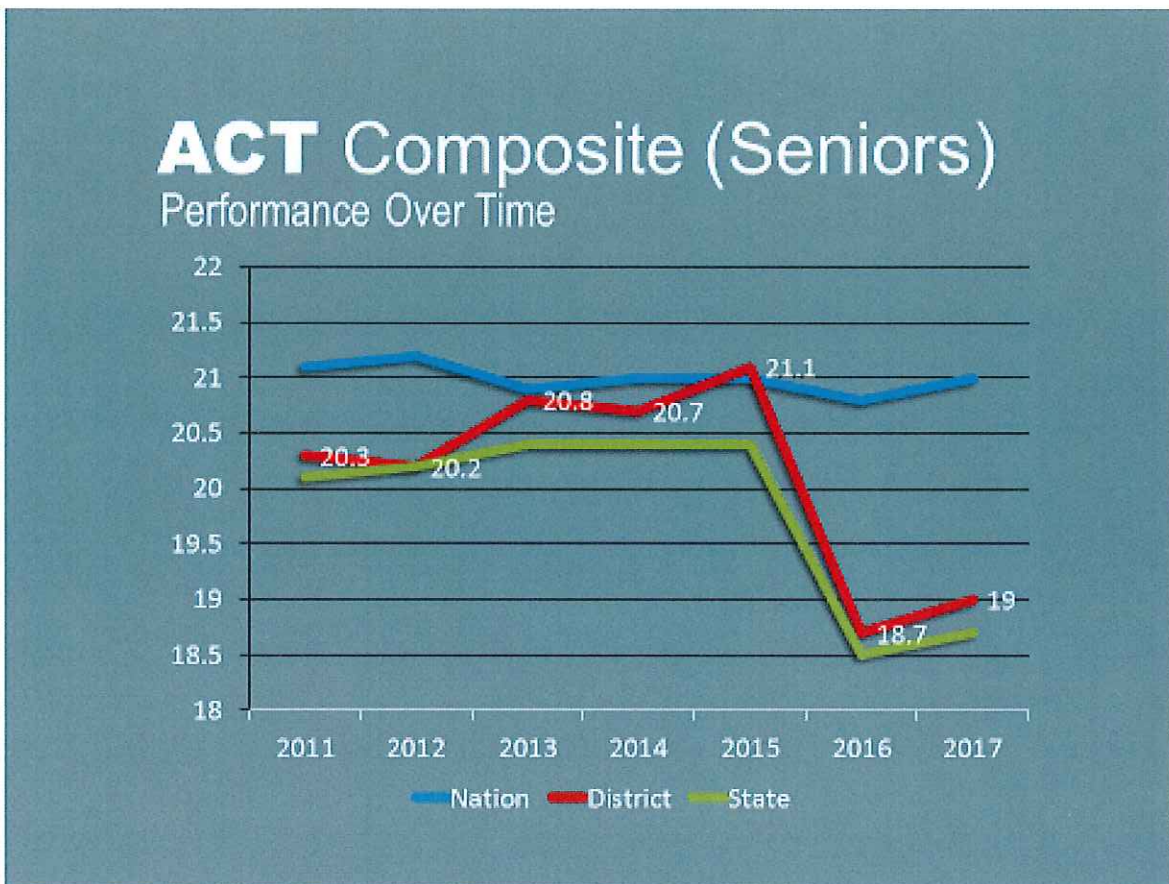


SAT and ACT Senior Test-Takers



ACT – The 2017 ACT Composite for the Class of 2017 improved by 0.3 points to 19.0, above the state average but below the national average. The number of test-takers increased by 34 students (to 2,692) from the previous year due to the state’s census-testing of all students in their junior year – which gives all students in the senior class an ACT score. District ACT scores are 0.6 points above the state average. The average scores are:

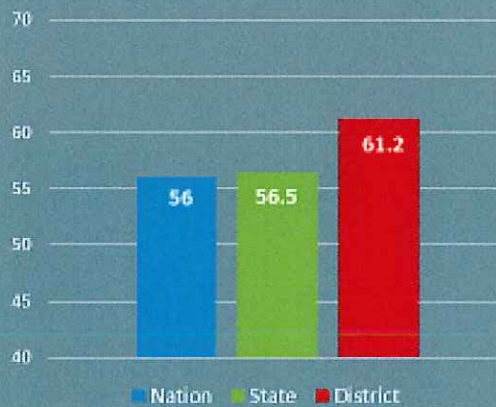
ACT Composite	19.0	Up 0.3
ACT English	17.9	Up 0.3
ACT Math	19.2	Up 0.4
ACT Reading	19.5	Up 0.4
ACT Science	19.1	Up 0.4



Advanced Placement (AP) – The percentage of students who scored “3 or higher” (passing) their AP exams dropped by 4.1 points to 61.2% in 2017, but the number of students taking AP courses was at an all-time high – 2,075 students. The number of AP exams taken by Horry County Schools students increased by nearly 20% from the prior year. Horry County students’ pass-rate on AP exams is higher than both the national and state average.

AP Advanced Placement

Percent of Students Scoring 3 or Higher on AP Exams, 2017



Horry County Schools
Number of AP Exams Taken

