
HORRY COUNTY SCHOOLS
MONITORING REPORT R-7 College and Career Readiness

I certify that the information in this report is true.

Signed: _____ Date: _____
Cindy Elsberry, Superintendent

Disposition of the Board:
_____ In compliance
_____ Not in compliance
_____ Compliance with exception

Signed: _____ Date: _____
Joe DeFeo, Board Chair

Comments: _____

| Governance Policy: R-7 | Supt | Supt | Bd | Bd |
|---|---------------|-------------------|---------------|-------------------|
| | In compliance | Not in compliance | In compliance | Not in compliance |
| College and career readiness will be measured using on-time graduation rate and composite SAT and ACT scores. The on-time graduation rate will meet or exceed the <i>District Consolidated Goals</i> baseline measures. The composite SAT and ACT will meet or exceed the <i>District Consolidated Goals</i> baseline measures. The district will allocate the necessary resources to ensure students are college and career ready. | | | | |

Interpretation: *I interpret this policy to mean...the college readiness for each year's graduating class of seniors is to be measured by the two primary college entrance exams (SAT and ACT) and that the composite scores for each of those will improve over time. Additionally, the passage rate on Advanced Placement (AP) exams will be included since those represent high school classes that can earn college placement credit. On-time graduation rate will also be included in the data reported.*

Evidence of Status of Compliance:

SAT – The 2014 SAT Composite score saw all of the prior year's historic 30-point gain lost as the average score fell 31 points. This year's score was closer to the six-year trend line for the senior class. The 2014 SAT scores are 16 points below the national average, but 38 points above the state average. The drop was

similar in the SAT's three parts: Critical Reading, Mathematics, and Writing. The senior class of 2014 had slightly fewer test takers, but the SAT profile showed that their coursework preparation was at the highest point in five years. The sudden rise last year and the sudden drop this year show the volatility of scores when two different groups of students are compared.

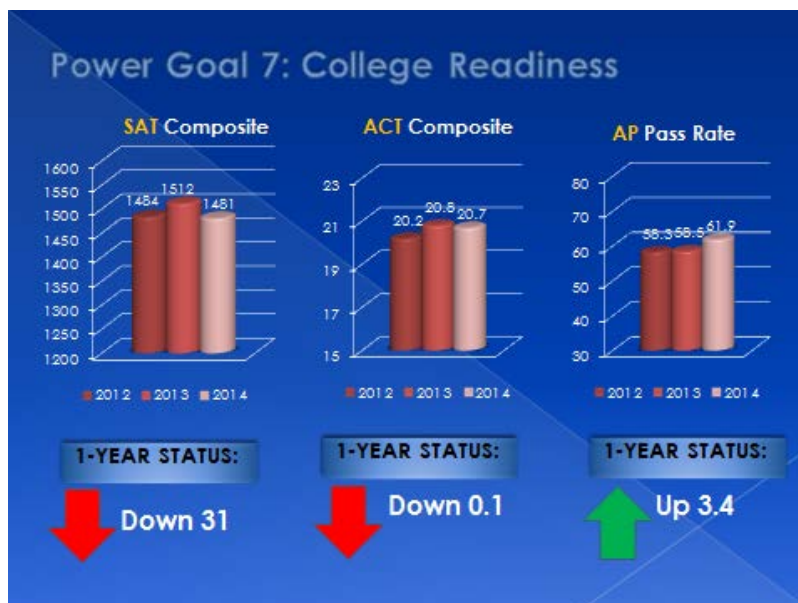
| | | |
|----------------------|------|---------|
| SAT Composite | 1481 | Down 31 |
| SAT Critical Reading | 495 | Down 9 |
| SAT Mathematics | 510 | Down 14 |
| SAT Writing | 475 | Down 12 |

ACT – The 2014 ACT Composite dropped by 0.1 points, but the percentage of test-takers in the graduating class of 2014 increased by 16 percent from the class of 2013, whose ACT scores set an all-time HCS record. District ACT scores are 0.3 points below the national average, but 0.3 points above the state average.

| | | |
|---------------|------|-----------|
| ACT Composite | 20.7 | Down 0.1 |
| ACT English | 20.0 | Down 0.2 |
| ACT Math | 20.5 | Down 0.1 |
| ACT Reading | 21.1 | No change |
| ACT Science | 20.6 | Down 0.2 |

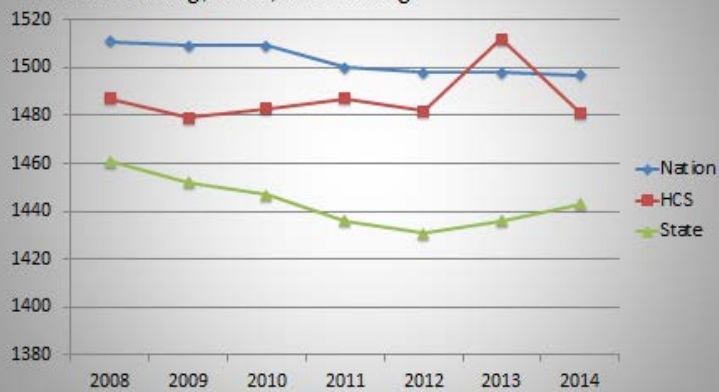
Advanced Placement (AP) – The percentage of students who scored “3 or higher” (passing) their AP exams improved to 61.9% in 2014. This represents a 3.4-percentage point improvement from the previous year. The District also had a 10 percent increase in the number of students who took AP courses during the 2013-14 school year. Horry County was one of five districts in South Carolina to be named an AP Honor Roll District for having an increase in both test takers and percent passing.

Graduation Rate – The on-time (4-year) graduation rate for the class of 2014 is 78.8%. This is a 1.1 percentage point increase from the prior year.



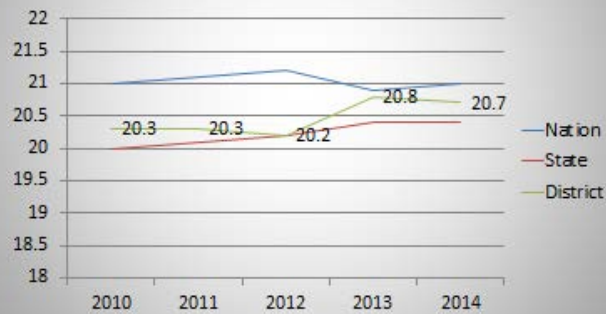
SAT Composite

Critical Reading, Math, and Writing



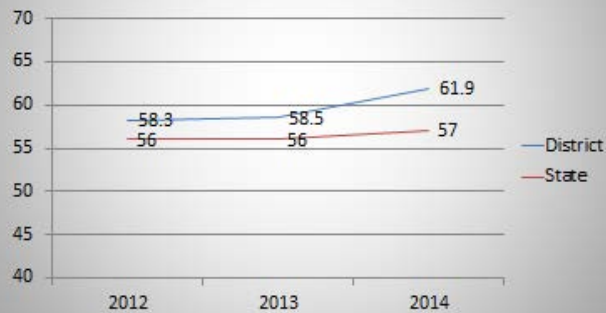
ACT Composite

Performance Over Time

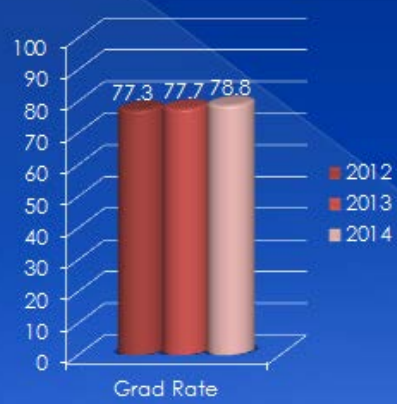


AP Advanced Placement

Percent Passing (Scoring "3 or higher" on AP Exams)



Power Goal 6: Graduation Rate



4-Year Graduation Rate

1-YEAR STATUS:

Up 1.1

