
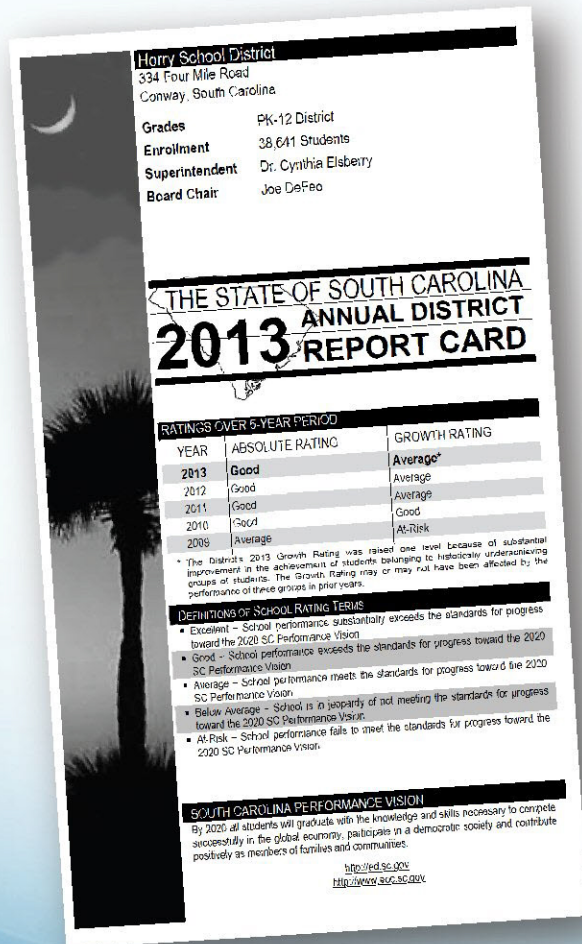


HCS State Report Card
&
AP District Honor Roll



2013 State Report Card



- 100 percent of Horry County schools earned **Absolute** ratings of *Excellent, Good, or Average*.
- 90 percent of schools earned **Growth** ratings of *Excellent, Good, or Average*.

Horry County Schools' District Ratings

- **Absolute** rating: *Good*
- **Growth** rating: *Average*

2013 State Report Card


Among 50 schools:

- 28 schools earned an *Excellent* **Absolute** rating
 - 16 schools earned an *Excellent* **Growth** rating
-
- 11 schools earned a *Good* **Absolute** rating
 - 12 schools earned a *Good* **Growth** rating
 - 15 schools earned both *Excellent* **Absolute** and **Growth** ratings

2013 State Report Card

- **The District's 2013 State Report Card indicates...**
- an improved graduation rate;
- an increase in the number of students passing and scoring at higher levels on state assessments;
- gains made on college entrance exams; and
- an increase in the percentage of expenditures for instruction.

HCS named to the College Board's 4th Annual AP[®] District Honor Roll



- The **AP[®] District Honor Roll** recognizes district's with significant gains in the number of students participating in **AP[®]** courses and successfully passing course exams.
- Performance data used for recognition includes the 2010-11, 2011-12, and 2012-13 school years.

AP District Honor Roll

In those three years, HCS experienced:

- a **25 percent** increase in the number of students taking AP[®] courses;
- *up to 1,618 students in 2013 from 1,294 students in 2011*
- a **28 percent** increase in the number of AP[®] exams administered; and
- *up to 2,432 exams in 2013 from 1,900 two years earlier*
- a **41 percent** increase in the number of students scoring between 3-5.
- *up to 1,406 passing scores in 2013 from 1,000 in 2011*

AP District Honor Roll

To be *eligible* for inclusion, districts were required to increase the level of participation by at least...

- 4 percent in large districts;
- 6 percent in medium districts; and
- 11 percent in small districts.
- While increasing participation, districts were required to:
 - maintain minority participation; and
 - maintain/increase the percentage of students scoring 3-5